

歐品電子(昆山)有限公司

OUPIIN ELECTRONIC(KUNSHAN) CO.,LTD.

PACKAGING SPECIFICATION (包裝作業規範)

CONFIDENTIAL TOP SECRET

SPEC.NO.(規範編號) Q9113SPP-788		APPLICABLE PRODUCT (適用產品) 9113-E12CB30PPSA		PAGE 1/4	REV.	D
APPLICABLE CUSTOMER (適用客戶) ALL				PACKAGING CATEGORY (包裝方式)	TRAY PLATE PACKING	

REVISION HISTORY (修訂履歷)

REV.	ECN NO	PAGE (頁次)								
		1	2	3	4					
A		NEW (新版.)								
B		APPLICABLE customers (修改適用客戶)								
C		Remove bar code label (去除條形碼標籤)								
D		Modify Packing Quantity (修正包裝數量)								

DIVISION (事業單位)	Product Development (產品開發課)	APPROVED (核准)		CHECKED (審核)		PREPARED (制表)	WP 02/12'25
-----------------	-----------------------------	---------------	--	--------------	--	---------------	-------------

歐品電子(昆山)有限公司

OUPIIN ELECTRONIC(KUNSHAN) CO.,LTD.

PACKAGING SPECIFICATION (包裝作業規範)


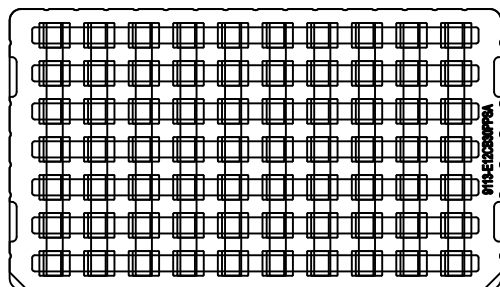
<input checked="" type="checkbox"/> CONFIDENTIAL	<input type="checkbox"/> TOP SECRET		
PAGE	2/4	REV.	D

SPEC.NO.(規範編號) Q9113SPP-788

PACKING OPERATION DIAGRAM & INSTRUCTION (包裝作業圖示及說明)

REMARK (備注)

Laying Product Diagram:
(產品擺放圖示)



Batch label
批次標籤
(Drawing 1)
(圖1)

- .PET Plate Packing Mode:
(PET盤包裝方式)
(1).CT-0.9 Box: PET-9113-E12CB30PPSA XX PCS.
(CT-0.9 規格的紙箱放盤 PET-9113-E12CB30PPSAXX PCS)
- .Put product in each trough fully as shown in diagram.
(產品在盤子中擺放方式如圖所示)
- .After filling each trough with product fully,stack the xx PET plates,cover it with transparent upper cover PET-9113-E12CB30PPSA 1PCS on the top.
(每盤放滿產品後,加蓋透明上蓋 PET-9113-E12CB30PPSA 1PCS)
- .Stack the XX PET plates filled with product, put them in the paper box in which has been put waterproof bag.
(將放滿產品的XX個PET盤疊起,裝入防水袋放入紙箱內)
- .The label of minimum supplies label and is stuck separately on each cover(such as Fig. 1).
(在每個蓋子的上面分別貼批次標籤(如圖1))

歐品電子(昆山)有限公司

OUPIIN ELECTRONIC(KUNSHAN) CO.,LTD.

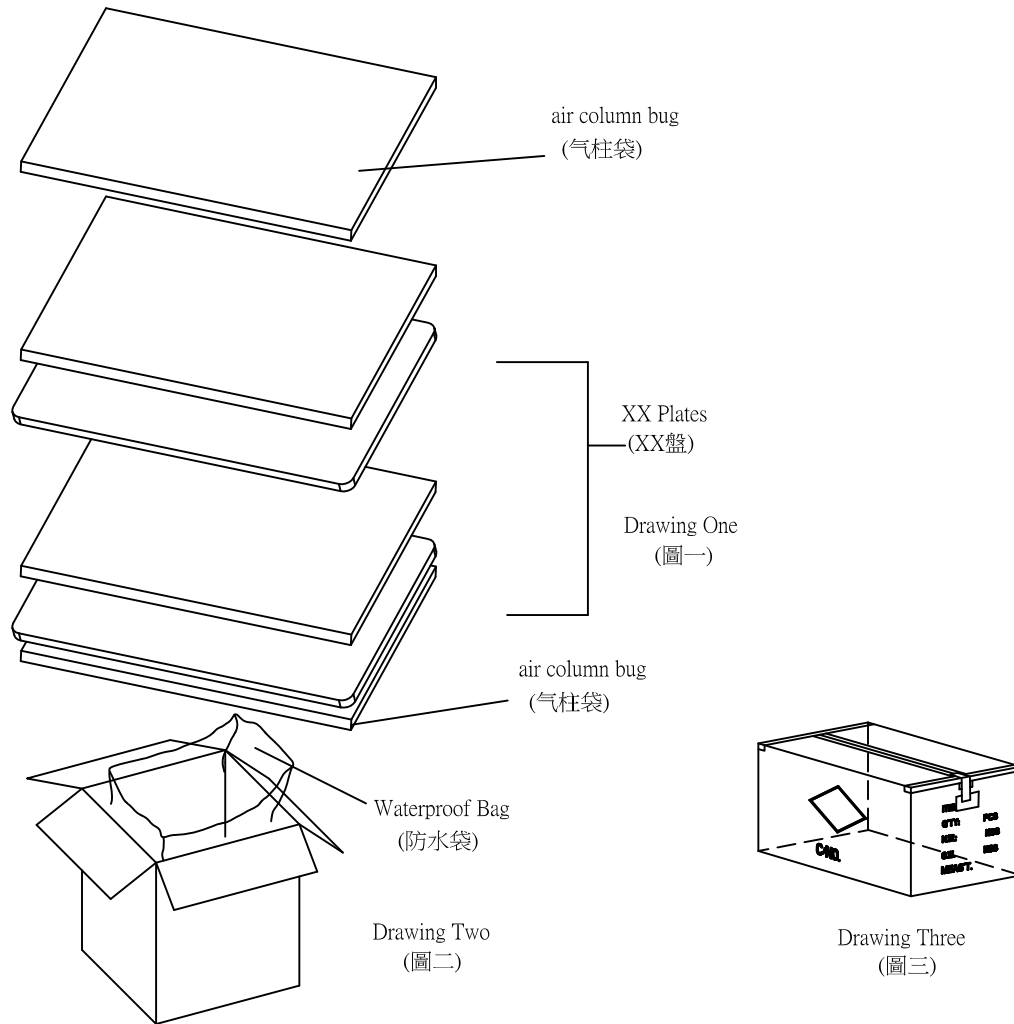
PACKAGING SPECIFICATION (包裝作業規範)

<input checked="" type="checkbox"/> CONFIDENTIAL <input type="checkbox"/> TOP SECRET	
PAGE	3/4
REV.	D

SPEC.NO.(規範編號) Q9113SPP-788

PACKING OPERATION DIAGRAM & INSTRUCTION (包裝作業圖示及說明)

REMARK (備注)



一. Outer Box Packing Mode:

(外箱包裝方式)

- (1). Paper box 0.9 standard 1 PCS, as shown in drawing Two.
(紙箱 0.9 規格 1 PCS, 如(圖二)所示)
- (2). Put one air column bug in the upper and lower of the paper box, 2PCS in all, as shown in drawing One.
(每箱上下各放一塊气柱袋, 共 2PCS, 如(圖一)所示)
- (3). Put 1 PCS waterproof in the paper box, as shown in drawing Two.
(紙箱內側放入防水袋 1 PCS, 如(圖二)所示)
- (4). Piled the XX packing plates packed up in the waterproof.
(將放滿產品的 XX 個 PVC 盤疊起, 裝入防水袋內)
- (5). Seal the waterproof bag, then put the air column bug 1PCS on the bag.
(Put 1 PCS air column bug at the right and left side in the paper box if it is necessary.)
(封上防水袋, 然後放上第二塊气柱袋薄板)
(必要時, 在紙箱的左右兩側各放一塊气柱袋)
- (6). Seal the surface of the outer box, as shown in drawing Three.
(將外箱上層封口, 如(圖三)所示)

The form on the right and flank side of the box must be filled correctly and clearly, take actual testing weight as the standard of each box gross weight.

外箱之正麥和側麥所要填寫之項目要填寫正確, 清晰, 每箱之毛重應以實測重量為準。

歐品電子(昆山)有限公司

OUPIIN ELECTRONIC(KUNSHAN) CO.,LTD.

PACKAGING SPECIFICATION (包裝作業規範)

CONFIDENTIAL TOP SECRET

PAGE: 4/4 REV. D

SPEC.NO.(規範編號) Q9113SPP-788

PACKING MATERIAL (包裝材料)			PRODUCT P/N	CT NO.	PACKING N.W.	PACKING QUANTITY (包裝數量)			WEIGHT (重量) kg		
MATERIAL NAME (材料名稱)	PART NO. (料號)	Q'TY	(產品料號)	(紙箱規格)	(包材重量)	PCS/TRAY	TRAY/BOX	PCS/BOX	N.W./PCS	N.W./BOX	G.W./BOX
PAPER BOXES (紙箱)	CT-0.9	1	9113-E12CB30PPSA	CT-0.9	2.27	70	8	560	0.009280	5.20	7.47
Packing Box (包裝盒)	PET-9113-E12CB30PPSA	----									
Packing Box Cover (包裝盒蓋子)	PET-9113-E12CB30PPSA	----									
WATERPROOF BAG (防水袋)	PE 100*90	1									
air column bug (氣柱袋)	-----	2									
DRYING AGENT (干燥劑)	-----	3									

1.NOTE:
 (注意)
 When the finished products have been made,take the actual weight as the standard of gross weight in each box.
 (成品出貨時,每箱之毛重應以實測重量為準)
 It doesn't influence the manner of packing with the gold-plated way to print word way,Can amalgamate.(印字方式跟鍍金方式不影響包裝方式,可以共用)