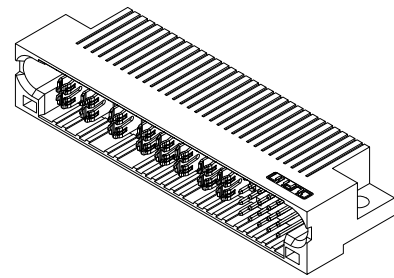
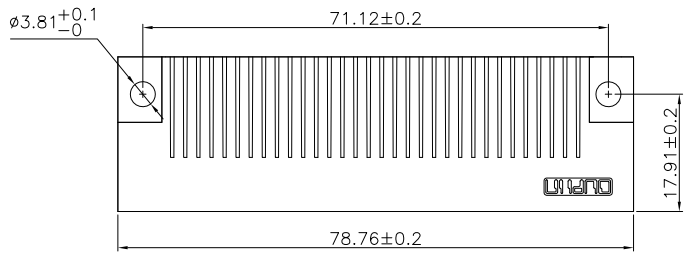


REV.	SPECIFICATION	ECN NO.	APPD.
R1		ECN240515	



Material and Plating:

Housing: LCP, UL94V-0 .
Power Contacts: High Conductivity Copper.
 Gold Plated on Contact Area and 80u" Min Tin Plated on Solder Tail over Nickel 50u" Min.
Signal Contacts: Brass.
 Gold Plated on Contact Area and 80u" Min Tin Plated on Solder Tail over Nickel 50u" Min.

Electrical Characteristics:

Current Rating: Signal Pin 2.5 AMP.
 Power Pin 30 AMP.
Dielectric Withstanding Voltage:
 Signal Pin DC 1000V For 1 minute.
 Power Pin DC 2500V For 1 minute.
Insulator Resistance: Signal Pin 5000MΩ min. at DC 500V.
 Power Pin 2000MΩ min. at DC 500V.
Contact Resistance: Signal Pin 15mΩ max. at DC 20mA.
 Power Pin 0.7mΩ max. at DC 20mA.
Operating Temperature: -40°C ~+105°C .

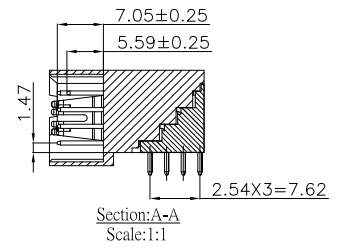
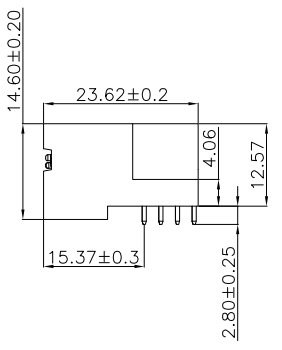
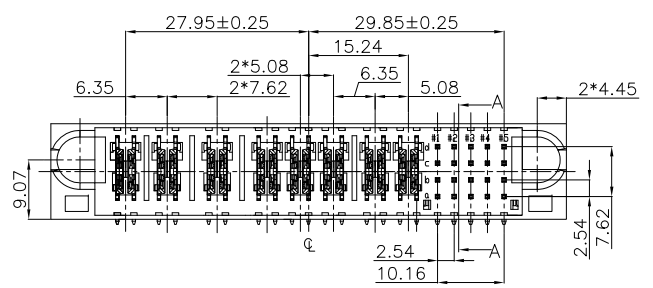
***RoHS Compliant**

Notes 1 :

H: High density Power---PCB Mount 5.08mm Pitch
 P: DC Power---PCB Mount 6.35mm Pitch
 A: AC Power---PCB Mount 7.62mm Pitch
 S: Signal---PCB Mount 2.54mm Pitch

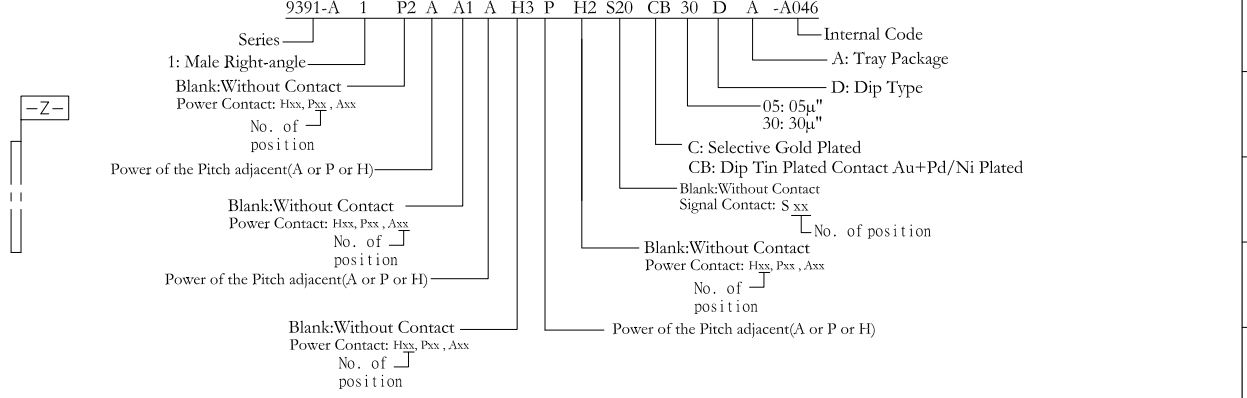
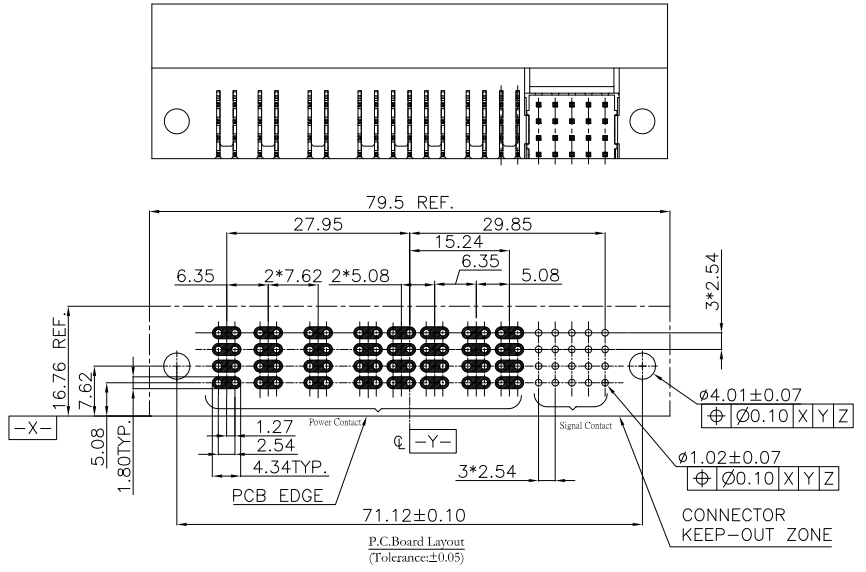
Notes 2 :

A1,B1,C1,D1 Contact Length is 7.05mm.
 Other Pin Contact Length is 5.59mm.
 Solder Tail is 2.80mm.



ROWS	POWER								SIGNAL				
	P1	P2	P3	P4	P5	P6	P7	P8	1	2	3	4	5
D	MS	MS	MS	MS	MS	MS	MS	MS	F	F	F	F	F
C	MS	MS	MS	MS	MS	MS	MS	MS	F	F	F	F	F
B	MS	MS	MS	MS	MS	MS	MS	MS	F	F	F	F	F
A	MS	MS	MS	MS	MS	MS	MS	MS	F	F	F	F	F

SIGNAL PIN CONTACT LENGTH 4.32mm	H
SIGNAL PIN CONTACT LENGTH 5.59mm	E
SIGNAL PIN CONTACT LENGTH 7.05mm	F
SIGNAL PIN CONTACT LENGTH 6.86mm	G
HOT PLUG POWER CONTACT.STD	MS



Tolerances	Dwg. No.	9391-D0000-390	Title:	9391-A Series	 OUPIN ELECTRONIC(KUNSHAN) CO., LTD. P/N: 9391-A1P2AA1AH3P2HS20CB30DA-A046
x = ±0.5	Projection		Unit	mm	
.x = ±0.25	Scale	1:1	Drawn By	XS 05/11'24	
.xx = ±0.15					
			Male Right-angle Dip Type		
SHEET		1/1	Ver. No.	R1	