

歐品電子(昆山)有限公司

OUPIIN ELECTRONIC(KUNSHAN) CO.,LTD.

PACKAGING SPECIFICATION (包裝作業規範)

CONFIDENTIAL TOP SECRET

SPEC.NO.(規範編號)	Q9392SPP-1415			PAGE	1/4	REV.	A
APPLICABLE CUSTOMER (適用客戶)	ALL	APPLICABLE PRODUCT (適用產品)	9392-2P02S24N13CB30DT-P	PACKAGING CATEGORY (包裝方式)	TAPE REEL		

REVISION HISTORY (修訂履歷)

ECN NO. REV.	PAGE (頁次)								
	1	2	3	4					
A	New Version 新版發行								

DIVISION (事業單位)	Product Develop (產品開發課)	APPROVED (核准)		CHECKED (審核)	DE: PE:	PREPARED (制表)	GYJ 02/06'25
-----------------	-------------------------	---------------	--	--------------	------------	---------------	--------------

歐品電子(昆山)有限公司

OUPIIN ELECTRONIC(KUNSHAN) CO.,LTD.

PACKAGING SPECIFICATION (包裝作業規範)

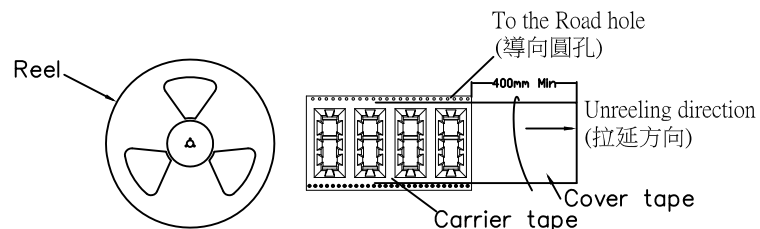
SPEC.NO.(規範編號) Q9392SPP-1415

CONFIDENTIAL	TOP SECRET		
PAGE	2/4	REV.	A

PACKING OPERATION DIAGRAM & INSTRUCTION (包裝作業圖示及說明)

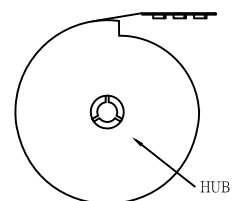
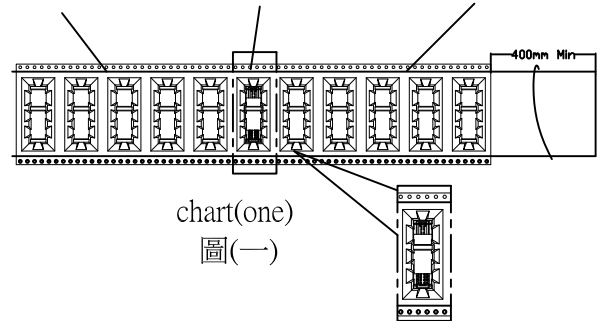
Heat plastic-band packing manner 封帶包裝方式

The road hole must be laid at the right of the drawing direction.
(導向圓孔必須設在拉延方向的右側)

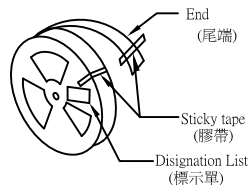


The beginning of the band, the detailed chart of the end.
(封帶開始部分, 結束部分的詳細圖)

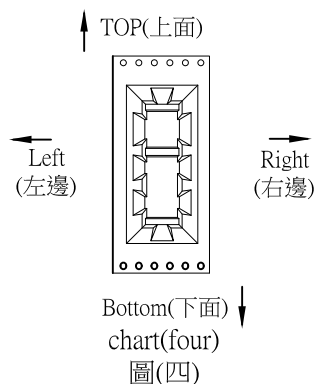
Lead Section (開始部分)	Drawing Section (拉延部分)	End Section (結束部分)
Blank Section (未封裝部分) (160mm Min)	Packing Section (封裝部分) (xxxPcs)	Blank Section (未封裝部分) (100mm Min)



Drawing (two)
圖(二)



Drawing (three)
圖(三)



REMARK (備注)

一. Packing of interior box: (內盒包裝方式)

(1) Packaging way of each reel is shown in drawing one.
(每個REEL包裝方式, 如圖(一)所示)

★ Note: To carry on the positioning hole on the top of the product as reference, the product's GAP (Plastic openings) on the left (shown in drawing one.)
注意: 以載帶定位孔在產品上面為參照, 此時成品GAP (塑膠框口) 在左邊 (參考圖四)

(2) At the beginning of winding belt, take one part of sticky belt with 60 mm length, 15 mm width, stick 20 mm on the material belt, stick 40 mm on the gap of the REEL mandrel, as shown in drawing two.

(在開始纏繞料帶時, 取長60mm寬15mm之膠帶一段, 20mm黏于料帶上, 40mm黏于REEL心軸之缺口上, 如圖(二)所示)

(3) Packing quantity per volume reference page 4.
(每捲可包裝數量參考第四頁)

(4) After winding the material belt, stick the COVER TAPE with 60 mm length, 15 mm width stick belt, and fix it on the circumference of the REEL, as shown in drawing three.

(料帶卷繞完成時取長60mm寬15mm之3M膠帶黏住COVER TAPE并將其固定在REEL之圓周上, 如圖(三)所示)

*. Stick belt (18mm width, 40 length) on the two sides when COVER TAPE is interrupted, stick each end with 20 mm belt to get them together, and the two COVER TAPE connected must be at the same line.

(COVER TAPE 有中斷時可用寬18mm, 長40mm之膠帶將中斷之兩端各貼20mm, 使其連接為一體, 但連接后的兩段COVER TAPE應在同一直線上。)

歐品電子(昆山)有限公司

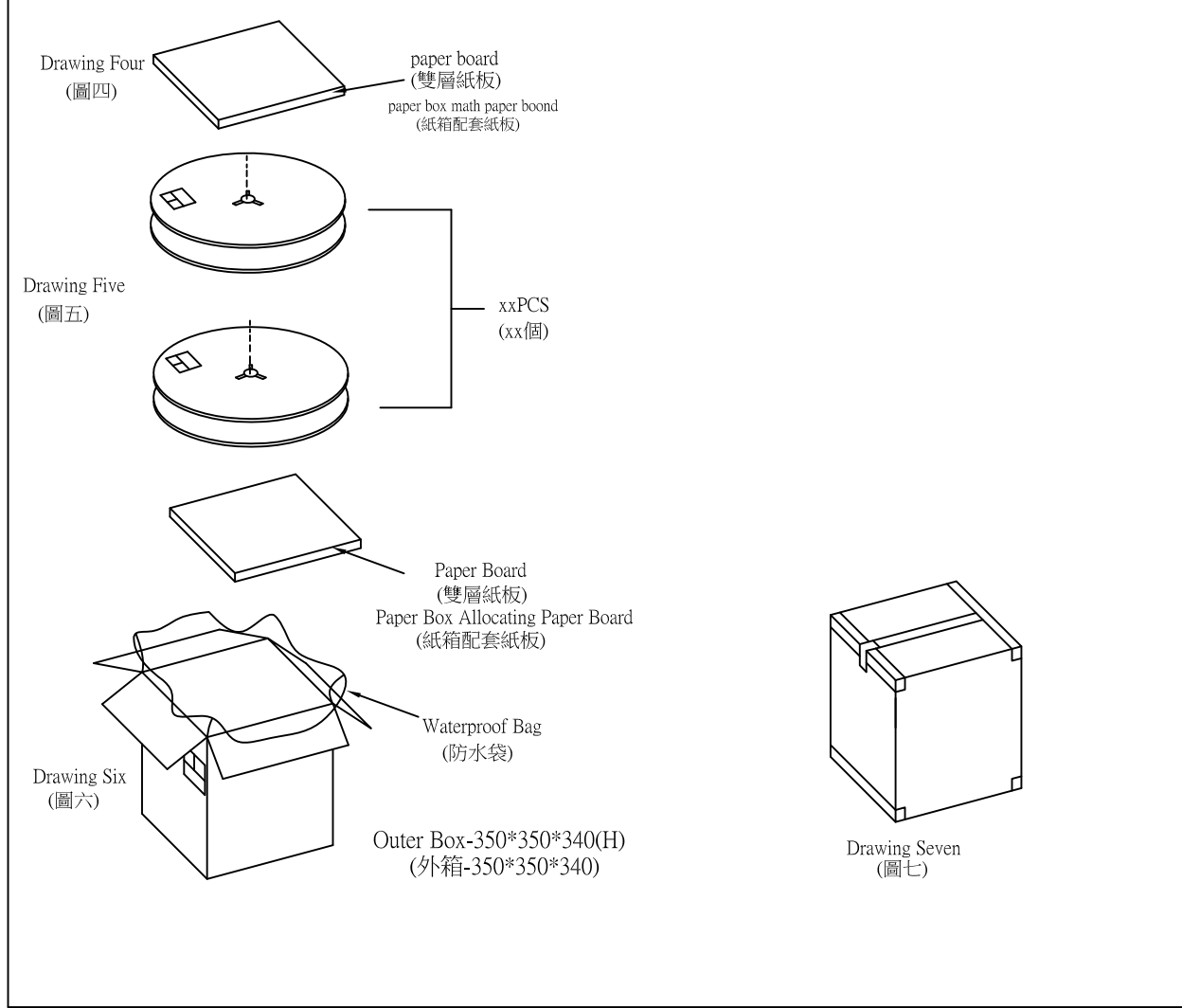
OUPIIN ELECTRONIC(KUNSHAN) CO.,LTD.

PACKAGING SPECIFICATION (包裝作業規範)

<input checked="" type="checkbox"/> CONFIDENTIAL	<input type="checkbox"/> TOP SECRET
PAGE	3/4
REV.	A

SPEC.NO.(規範編號)	Q9392SPP-1415
----------------	---------------

PACKING OPERATION DIAGRAM & INSTRUCTION (包裝作業圖示及說明)	REMARK (備注)
---	-------------



2.Outer box packing mode:
(二.外箱包裝方式)

- (1) Paper box(CT-1.5)1PCS(Drawing Six).
(紙箱CT-1.51PCS圖六).
- (2) Put 1pcs allocating paper board at the bottom of the box , then put 1 PCS waterproof bag on the board(Drawing Six).
(底層放入紙箱配套紙板1PCS.上面放入防水袋1PCS(圖六).
- (3) After folding XX pieces of reel disk , seal the waterproof bag (Drawing Five).
疊好XX个reel盘后封上防水袋(如圖五)。
- (4) Put 1PCS double decked paper board on the top of box(Drawing Four).
(最上層放入雙層紙板1PCS圖四).
- (5) Seal the surface of the outer box (Drawing Seven).
(將外箱上層封口圖七).

*The form on the right and flank side of the box must be filled correctly and clearly,take actual testing weight as the standard of every box gross weight.
(*外箱之正面和側面所要填寫之項目要填寫正確,清晰,每箱之毛重應以實測重量為準.)

歐品電子(昆山)有限公司

OUPIN ELECTRONIC(KUNSHAN) CO.,LTD.

PACKAGING SPECIFICATION (包裝作業規範)

CONFIDENTIAL TOP SECRET

SPEC.NO.(規範編號) Q9392SPP-1415 PAGE: 4/4 REV. A

PACKING MATERIAL (包裝材料)			PRODUCT P/N	TAPE REEL STANDARD	PACKING P/N	PACKING N.W	PACKING QUANTITY (包裝數量)			WEIGHT (重量) kg		
MATERIAL NAME (材料名稱)	PART NO. (料號)	Q'TY	(產品料號)	(包材規格mm)	(包材料號)	(包材重量)	PCS/REEL	REEL/BOX	PCS/BOX	N.W./PCS	N.W./BOX	G.W./BOX
PAPER BOXES (紙箱)	CT-1.5	1	9392-2P02S24N13CB30DT-P	56	9392-K2656-001	3.63	100	5	500	0.005	2.50	6.13
					COVER-K0056-001							
					REEL-K0056-001							
WATERPROOF BAG (防水袋)	100*90	1										
DOUBLE DECKED PAPER BOARD (雙層紙板)	340*340*5	2										
3M FIBER BELT (3M纖維膠帶)	-----	-----										
DRYING AGENT (干燥劑)	-----	3										

1.NOTE:
 (注意)
 When the finished products have been made,take the actual weight as the standard of gross weight in each box.
 (成品出貨時，每箱之毛重應以實測重量為準)
 When the finished products have been made,stick the proper designation list on the box according to product demand.
 (成品出貨時，依據出貨要求貼上相對應的標籤單)

2.NOTE:
 (注意)
 *Pay attention to each big reel of material ,can be divided into 3 small reels,consumption of each big reel can't exceed 1meter, or the third reel can't be packed
 (來料每大卷reel (carrier tape) 平均可分3小卷reel，每大卷reel 消耗量不可超過1米,否則第三小卷不可包裝.)