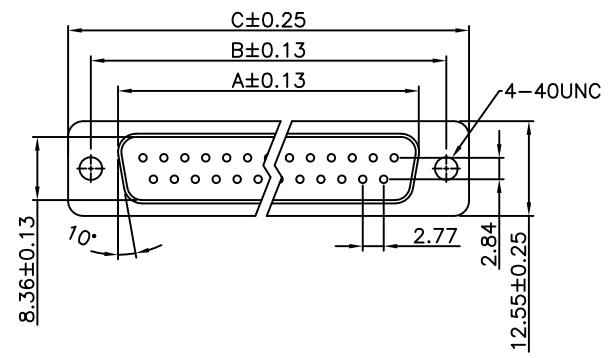
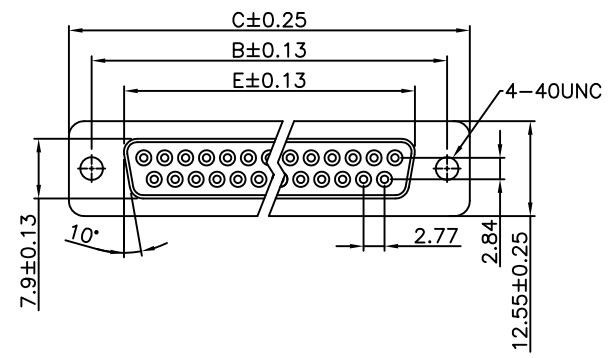


REV.	SPECIFICATION	ECN NO.	APPD.

Male



Female



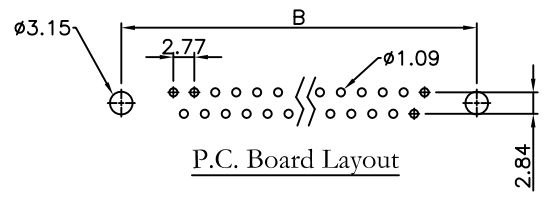
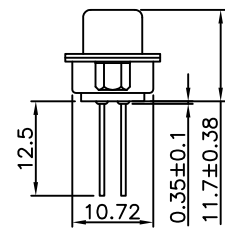
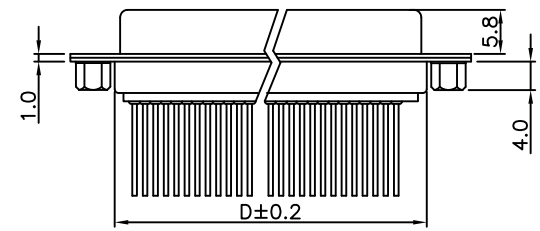
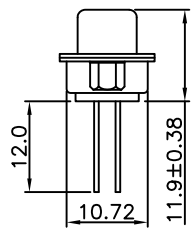
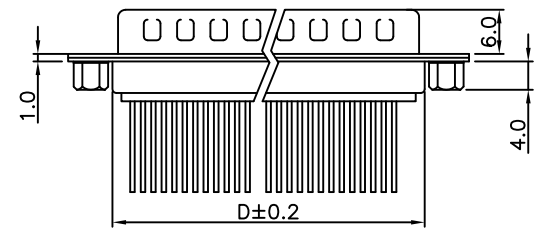
Material:

Housing: PBT, UL94V-0.
 Contacts: Brass, Gold Plated over Nickel 30 u" Min.
 Shell: Steel.

Electrical Characteristics:

Current Rating: 3 AMP.
 Dielectric Withstanding Voltage: AC 1000V For 1 minute.
 Insulation Resistance: 1000MΩ min. at DC 500V.
 Contact Resistance: 20mΩ max. at DC 100mA.
 Operating Temperature: -55°C~+105°C.

***RoHS Compliant**



7905- xx M T B W G 00 N2 A
 Series ———
 Position ———
 M: Male
 F: Female
 B: Black
 U: Blue
 W: White
 A: Tray Package
 N2: With NUTS 4-40UNC Threaded Riveted On Rear Side
 00: G/F
 G: Gold Plated
 W: Wire Wrap

Position	Dimension				
	A	B	C	D	E
9	16.92	24.99	30.81	19.28	16.33
15	25.25	33.32	39.14	27.51	24.66
25	38.96	47.04	53.04	41.30	38.38
37	55.42	63.50	69.32	57.71	54.84

Tolerances	Dwg. No.	7905D03010
x = ±0.5	Projection	
.x = ±0.25	Unit	mm
.xx = ±0.15	Scale	1:1
	Drawn By	Lucas 12/25'17

Title:
 7905 Series
 D-SUB Straight
 Wire Wrap Type

OUPIN
OUPIN ELECTRONIC(KUNSHAN) CO., LTD.
 P/N: 7905-xxMTBWG00N2A&7905-xxFTBWG00N2A

SHEET	1/1	Ver.No.	A6
--------------	-----	----------------	----