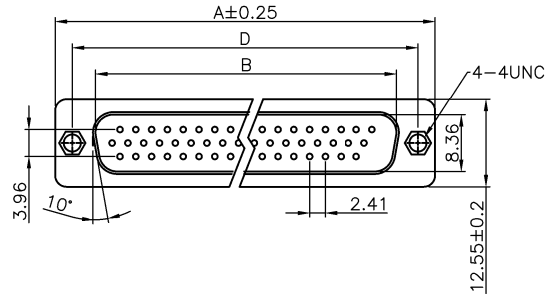


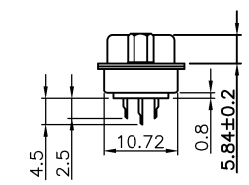
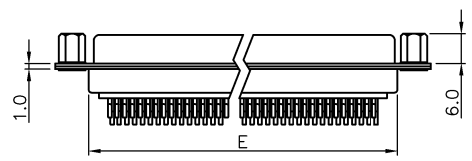
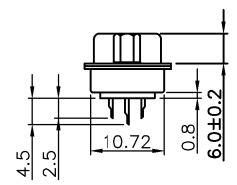
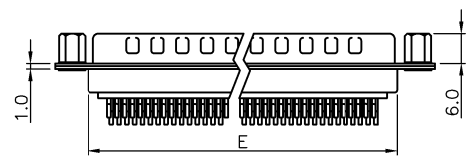
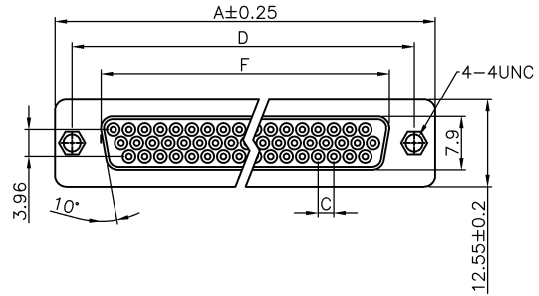
REV.	SPECIFICATION	ECN NO.	APPD.

Material:
Housing: PBT, UL94V-0.
Contacts: Brass, Gold Plated on Contact Area and 80~100u"
Min Tin Plated on solder tail over Nickel 30u"
or Gold Plated over Nickel 30 u".
Shell: Steel.
Electrical Characteristics:
Current Rating: 1 AMP.
Dielectric Withstanding Voltage: AC 1000V .
Insulation Resistance: 1000MΩ min.
Contact Resistance: 20mΩ max.
Operating Temperature: -55°C~+105°C.
***RoHS Compliant**

Male



Female



7917- xx M T B C 00 N1 A
Series ———
Position ———
M: Male
F: Female
B: Black
C: Selective Gold Plated
G: Gold Plated
A: Tray Package
N1: With NUTS 4-40UNC
Threaded Riveted
On Face Side
00: Gold Flash
10: 10 u"
15: 15 u"
30: 30 u"

Position	Dimension					
	A	B	C	D	E	F
15	30.81	16.92	2.29	24.99	19.3	16.33
26	39.14	25.25	2.29	33.32	27.5	24.66
44	53.04	38.96	2.29	47.04	41.3	38.38
62	69.32	55.42	2.41	63.50	57.7	54.84

Tolerances	Dwg. No.	7917D03003		Title:	
x = ±0.5	Projection	⊕ ⊖		7917 Series H.D. D-SUB Solder Cup Type	
.x = ±0.25	Unit	mm	Scale		1:1
.xx = ±0.15	Drawn By	Martin 11/08'22			

⊕767

OUPIIN			
OUPIIN ELECTRONIC(KUNSHAN) CO., LTD.			
P/N: 7917-xxMTBC00N1A&7917-xxFTBC00N1A			
SHEET	1/1	Ver.No.	A4