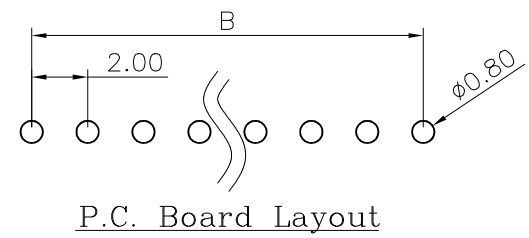
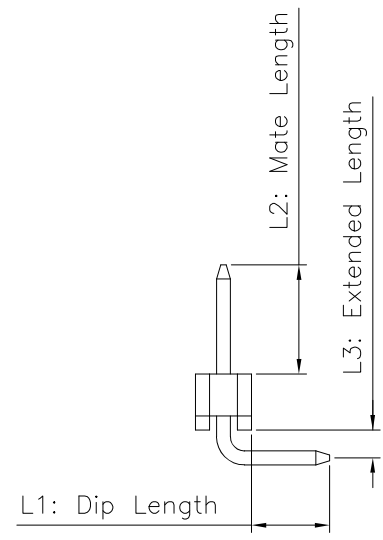
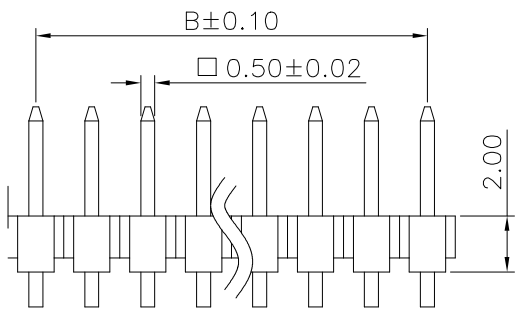
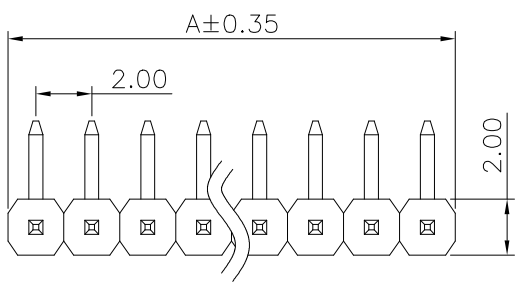


REV.	SPECIFICATION	ECN NO.	APPD.



2112- 1 X xx G 00 R B
 Series: 2112-
 Single Row: 1
 No. of Pin Per Row: X
 G: Gold Plated
 T: Tin Plated
 00: Gold Flash
 10: 10 u"
 15: 15 u"
 30: 30 u"
 Blank: for Tin Plated
 B: Bulk Package
 R: Right Angle

Material:

Housing: PBT, UL94V-0, Black.
 Contacts: Brass, Gold Plated or 80~120u" Tin Plated over Nickel 50u".

Electrical Characteristics:

Current Rating: 3 AMP.
 Dielectric Withstanding Voltage: AC 500V.
 Insulator Resistance: 1000MΩ min.
 Contact Resistance: 20mΩ max.
 Operating Temperature: -40°C~+105°C.
***RoHS Compliant**

Positions	Dimension		Positions	Dimension	
	A	B		A	B
02	3.75	2.00	22	43.75	42.00
03	5.75	4.00	23	45.75	44.00
04	7.75	6.00	24	47.75	46.00
05	9.75	8.00	25	49.75	48.00
06	11.75	10.00	26	51.75	50.00
07	13.75	12.00	27	53.75	52.00
08	15.75	14.00	28	55.75	54.00
09	17.75	16.00	29	57.75	56.00
10	19.75	18.00	30	59.75	58.00
11	21.75	20.00	31	61.75	60.00
12	23.75	22.00	32	63.75	62.00
13	25.75	24.00	33	65.75	64.00
14	27.75	26.00	34	67.75	66.00
15	29.75	28.00	35	69.75	68.00
16	31.75	30.00	36	71.75	70.00
17	33.75	32.00	37	73.75	72.00
18	35.75	34.00	38	75.75	74.00
19	37.75	36.00	39	77.75	76.00
20	39.75	38.00	40	80.00	78.00
21	41.75	40.00			

Standard item:
 ie: 2112-1XxxG00RB(Dip 2.8mm, Mate 3.9mm, Extended 1.0mm)
 Custom item:
 ie: 2112-1X40G00R-3.8-3.9-1B(2112-1XxxG00R-L1-L2-L3B)
 3.8mm: Dip Length (increment of 0.1mm)
 3.9mm: Mate Length (increment of 0.1mm)
 1.0mm: Extended Length (increment of 0.1mm)

Tolerances	Dwg No.	2112D01010	
.x = ±0.30 .xx = ±0.20	Projection		
	Unit	mm	Scale 1:1
	Drawn By	Martin 05/09'23	

Title: 2112 Series
 Pin Header 2.0mm
 Single Row
 Right Angle Solder Type

OUPIIN ELECTRONIC(KUNSHAN) CO., LTD.
 P/N: 2112-1XxxG00RB
 SHEET 1/1 Ver.No. A3