

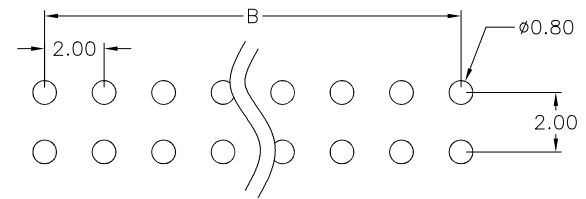
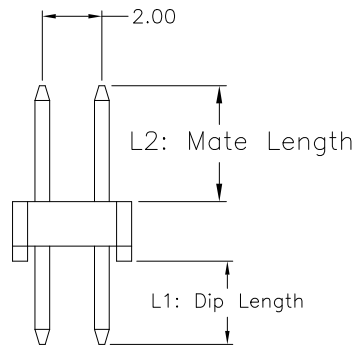
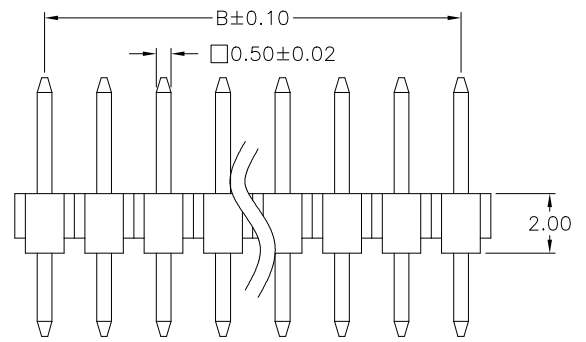
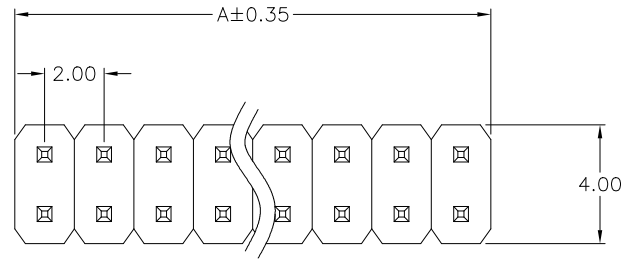
REV.	SPECIFICATION	ECN NO.	APPD.

**Material:**

Housing: PBT, UL94V-0, Black.  
 Contacts: Brass, Gold Plated over Nickel 50u" or 80~120u"  
 Tin Plated over Nickel 50u".

**Electrical Characteristics:**

Current Rating: 3 AMP.  
 Dielectric Withstanding Voltage: AC 500V.  
 Insulator Resistance: 1000MΩ min.  
 Contact Resistance: 20mΩ max.  
 Operating Temperature: -40°C~+105°C.  
**\*RoHS Compliant**



P.C. Board Layout

Standard item:  
 ie: 2112-2XxxG00SB (Total Length 8.7mm, Dip 2.8mm, Mate 3.9mm)  
 Custom item:  
 ie: 2112-2X40G00S-2.8-8B (2112-2XxxG00S-L1-L2B)  
 2.8mm: Dip Length (increment of 0.1mm)  
 8.0mm: Mate Length (increment of 0.1mm)

2112- 2 X xx G 00 S B  
 Series ——— 2 ——— X ——— xx ——— G ——— 00 ——— S ——— B  
 Double Row ———  
 No. of Pin Per Row ———  
 G: Gold Plated  
 T: Tin Plated  
 00: Gold Flash  
 10: 10 u"  
 15: 15 u"  
 30: 30 u"  
 Blank: for Tin Plated  
 B: Bulk Package  
 S: Straight

Dimension					
Positions	A	B	Positions	A	B
2X02	3.75	2.00	2X22	43.75	42.00
2X03	5.75	4.00	2X23	45.75	44.00
2X04	7.75	6.00	2X24	47.75	46.00
2X05	9.75	8.00	2X25	49.75	48.00
2X06	11.75	10.00	2X26	51.75	50.00
2X07	13.75	12.00	2X27	53.75	52.00
2X08	15.75	14.00	2X28	55.75	54.00
2X09	17.75	16.00	2X29	57.75	56.00
2X10	19.75	18.00	2X30	59.75	58.00
2X11	21.75	20.00	2X31	61.75	60.00
2X12	23.75	22.00	2X32	63.75	62.00
2X13	25.75	24.00	2X33	65.75	64.00
2X14	27.75	26.00	2X34	67.75	66.00
2X15	29.75	28.00	2X35	69.75	68.00
2X16	31.75	30.00	2X36	71.75	70.00
2X17	33.75	32.00	2X37	73.75	72.00
2X18	35.75	34.00	2X38	75.75	74.00
2X19	37.75	36.00	2X39	77.75	76.00
2X20	39.75	38.00	2X40	80.00	78.00
2X21	41.75	40.00			

Tolerances	Dwg No.	2112D01002		Title:	2112 Series	
.x = ±0.30 .xx = ±0.20	Projection	⊕ ⊖		Pin Header 2.0mmX2.0mm		
	Unit	mm	Scale	Double Row		
	Scale	1:1	Straight Solder Type			
Drawn By	Martin 05/08'23		① 535			

<b>OUPIIN</b>			
OUPIIN ELECTRONIC(KUNSHAN) CO., LTD.			
P/N: 2112-2XxxG00SB			
SHEET	1/1	Ver.No.	B3