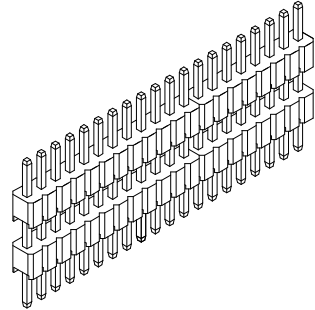
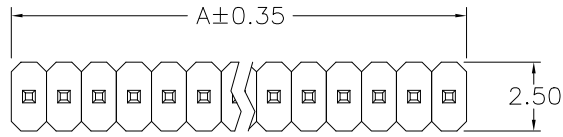


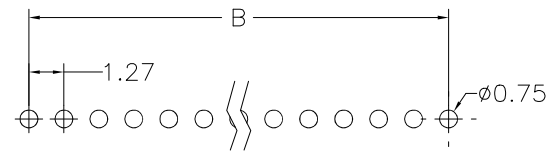
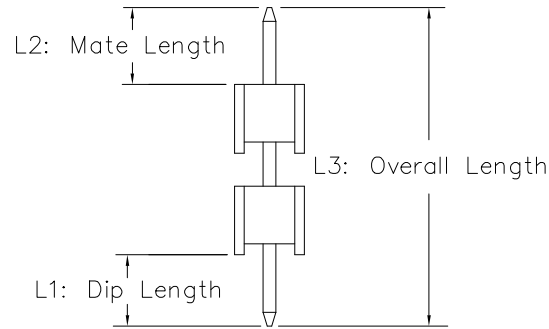
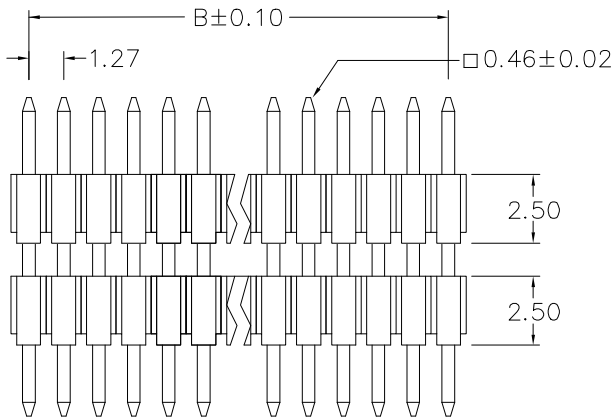
REV.	SPECIFICATION	ECN NO.	APPD.



Material:
Housing: PA6T, UL94V-0, Black.
Contacts: Brass, Gold Plated or 80u"~120u" Tin Plated Nickel 20u"~50u".

Electrical Characteristics:
Current Rating: 3 AMP.
Dielectric Withstanding Voltage: AC 500V.
Insulator Resistance: 1000MΩ min.
Contact Resistance: 20mΩ max.
Operating Temperature: -40°C~+105°C.

***RoHS Compliant**



P.C. Board Layout

2214- 1 X xx G 00 S -L1-L2-L3 B
 Series Single Row No. of Pin Per Row G: Gold Plated T: Tin Plated 00: Gold Flash Blank: For Tin Plated S: Straight L1: Dip Length L2: Mate Length L3: Overall Length B: Bulk Package

Positions	Dimension				
	A	B	Positions	A	B
02	2.34	1.27	27	34.09	33.02
03	3.61	2.54	28	35.36	34.29
04	4.88	3.81	29	36.63	35.56
05	6.15	5.08	30	37.90	36.83
06	7.42	6.35	31	39.17	38.10
07	8.69	7.62	32	40.44	39.37
08	9.96	8.89	33	41.71	40.64
09	11.23	10.16	34	42.98	41.91
10	12.50	11.43	35	44.25	43.18
11	13.77	12.70	36	45.52	44.45
12	15.04	13.97	37	46.79	45.72
13	16.31	15.24	38	48.06	46.99
14	17.58	16.51	39	49.33	48.26
15	18.85	17.78	40	50.60	49.53
16	20.12	19.05	41	51.87	50.80
17	21.39	20.32	42	53.14	52.07
18	22.66	21.59	43	54.41	53.34
19	23.93	22.86	44	55.68	54.61
20	25.20	24.13	45	56.95	55.88
21	26.47	25.40	46	58.22	57.15
22	27.74	26.67	47	59.49	58.42
23	29.01	27.94	48	60.76	59.69
24	30.28	29.21	49	62.03	60.96
25	31.55	30.48	50	63.50	62.23
26	32.82	31.75			

ie: 2214-1XxxG00S-2.6-2.8-11B
 2.6mm Dip Length (increment of 0.1mm)
 2.8mm Mate Length (increment of 0.1mm)
 11.0mm Overall Length (increment of 0.1mm)

Tolerances .x = ±0.30 .xx = ±0.20	Dwg. No.	2214D01001		Title: 2214 Series Pin Header 1.27mm Single Row Double Insulator Straight Solder Type	 OUPIIN ELECTRONIC(KUNSHAN) CO., LTD. P/N: 2214-1XxxG00S-L1-L2-L3B
	Projection				
	Unit	mm	Scale		
Drawn By	Martin 06/27'23		①535	SHEET	1/1
				Ver.No.	A8