

歐品電子(昆山)有限公司

OUPIIN ELECTRONIC(KUNSHAN) CO.,LTD.

PACKAGING SPECIFICATION (包裝作業規範)

CONFIDENTIAL TOP SECRET

SPEC.NO.(規範編號) Q3012SPP-153				PAGE 1/5	REV. K
APPLICABLE CUSTOMER (適用客戶) ALL	APPLICABLE PRODUCT (適用產品) 3012-xxC(G)xxRx(-Axxx)(-HT)	PACKAGING CATEGORY (包裝方式) TRAY PLATE PACKING			

REVISION HISTORY (修訂履歷)

ECN REV. NO	PAGE (頁次)								
	1	2	3	4	5				
E	Increase P/N (增加料號)								
F	Abandon CT-1.9 paper box (去掉CT-1.9規格紙箱)								
G	Modify the packing quantity (修改包裝數量)								
H	Modify the packing quantity (修改包裝數量)								
J	Change PVC-073 to PVC-073-1 (更新料号PVC-073 为PVC-073-1)								
K	Increase P/N (增加料號)								

DIVISION (事業單位) Product Development (產品開發課)	APPROVED (核准)	CHECKED (審核)	DE : PE :	PREPARED (制表)	zcc 01/15'20
---	---------------	--------------	-----------	---------------	--------------

歐品電子(昆山)有限公司

OUPIIN ELECTRONIC(KUNSHAN) CO.,LTD.

PACKAGING SPECIFICATION (包裝作業規範)

■ CONFIDENTIAL □ TOP SECRET

SPEC.NO.(規範編號) Q3012SPP-153

PAGE 2/5 REV. K

PACKING OPERATION DIAGRAM & INSTRUCTION (包裝作業圖示及說明)

REMARK (備注)

Laying Product Diagram:
(產品擺放圖示)



- 一.PVC Plate Packing Mode:
(PVC盤包裝方式)
- (1).CT-1.6 Box: PVC-10 16 PCS.
(CT-1.6 規格的紙箱放PVC-10盤 16 PCS)
 - (2).Put product in each trough fully as shown in diagram.
(產品在盤子中擺放方式如圖所示)
 - (3).After filling each trough with product fully,cover it with transparent upper cover PVC-073-1 1PCS。
(每盤放滿產品後,加蓋透明上蓋 PVC-073-1 1PCS)
 - (4).Stack the xx PVC plates filled with product, put them in the paper box in which has been put waterproof bag.
(將放滿產品的 xx 個PVC盤疊起,裝入防水袋放入紙箱內)

歐品電子(昆山)有限公司

OUPIIN ELECTRONIC(KUNSHAN) CO.,LTD.

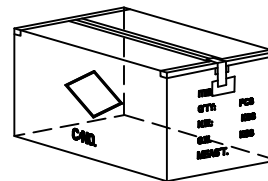
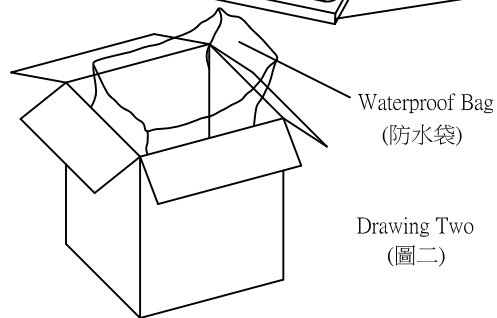
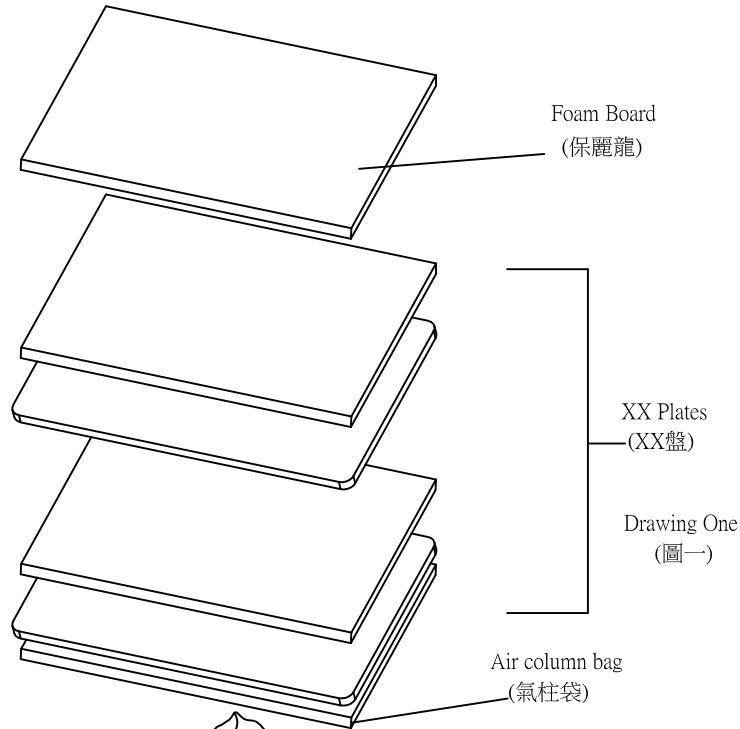
PACKAGING SPECIFICATION (包裝作業規範)

<input checked="" type="checkbox"/> CONFIDENTIAL		<input type="checkbox"/> TOP SECRET	
PAGE	3/5	REV.	K

SPEC.NO.(規範編號) Q3012SPP-153

PACKING OPERATION DIAGRAM & INSTRUCTION (包裝作業圖示及說明)

REMARK (備注)



一. Outer Box Packing Mode:

(外箱包裝方式)

- (1). Paper box 1.6 standard 1 PCS, as shown in drawing Two.
(紙箱1.6規格 1 PCS, 如(圖二)所示)
- (2). Put one Air column bag in the upper and lower of the paper box, 2PCS in all, as shown in drawing One.
(每箱上下各放一塊氣柱袋, 共2PCS, 如(圖一)所示)
- (3). Put 1 PCS waterproof in the paper box, as shown in drawing Two.
(紙箱內側放入防水袋 1 PCS, 如(圖二)所示)
- (4). Piled the XX packing plates packed up in the waterproof.
(將放滿產品的XX個PVC盤疊起, 裝入防水袋內)
- (5). Seal the waterproof bag, then put the Air column bag 1PCS on the bag.
(Put 1 PCS Air column bag at the right and left side in the paper box if it is necessary.)
(封上防水袋, 然後放上第二塊氣柱袋薄板)
(必要時, 在紙箱的左右兩側各放一塊氣柱袋)
- (6). Seal the surface of the outer box, as shown in drawing Three.
(將外箱上層封口, 如(圖三)所示)

The form on the right and flank side of the box must be filled correctly and clearly, take actual testing weight as the standard of each box gross weight.

外箱之正麥和側麥所要填寫之項目要填寫正確, 清晰, 每箱之毛重應以實測重量為準。

歐品電子(昆山)有限公司

OUPIIN ELECTRONIC(KUNSHAN) CO.,LTD.

PACKAGING SPECIFICATION (包裝作業規範)

CONFIDENTIAL TOP SECRET

SPEC.NO.(規範編號)	Q3012SPP-153						PAGE:	4/5	REV.	K	
PACKING MATERIAL (包裝材料)			PRODUCT P/N	CT NO.	PACKING N.W	PACKING QUANTITY (包裝數量)			WEIGHT (重量) kg		
MATERIAL NAME (材料名稱)	PART NO. (料號)	Q'TY	(產品料號)	(紙箱規格)	(包材重量)	PCS/TRAY	TRAY/BOX	PCS/BOX	N.W./PCS	N.W./BOX	G.W./BOX
PAPER BOXES (紙箱)	CT-1.6	1	3012-10C(G)xxRxA(-HT)	CT-1.6	3.5144	380	16	6080	0.001456	8.85248	12.36688
Packing Box (包裝盒)	PVC-10	----	3012-14C(G)xxRxA(-HT)	CT-1.6	3.5144	300	16	4800	0.00182	8.736	12.2504
Packing Box Cover (包裝盒蓋子)	PVC-073-1	----	3012-16C(G)xxRxA(-HT)	CT-1.6	3.5144	280	16	4480	0.00235	10.528	14.0424
			3012-20C(G)xxRxA (-A022) (-HT)	CT-1.6	3.5144	240	16	3840	0.002475	9.504	13.0184
WATERPROOF BAG (防水袋)	100x90	1	3012-26C(G)xxRxA(-HT)	CT-1.6	3.5144	180	16	2880	0.00353	10.1664	13.6808
Air column bag (氣柱袋)	-----	2	3012-30C(G)xxRxA(-HT)	CT-1.6	3.5144	160	16	2560	0.003655	9.3568	12.8712
			3012-34C(G)xxRxA(-HT)	CT-1.6	3.5144	140	16	2240	0.00386	8.6464	12.1608
DRYING AGENT (干燥劑)	-----	3	3012-40C(G)xxRxA(-HT)	CT-1.6	3.5144	120	16	1920	0.004305	8.2656	11.78
			3012-50C(G)xxRxA(-HT)	CT-1.6	3.5144	100	16	1600	0.00548	8.768	12.2824

1.NOTE: (注意)

When the finished products have been made,take the actual weight as the standard of gross weight in each box.

(成品出貨時,每箱之毛重應以實測重量為準)

When the finished products have been made,stick the proper designation list on the box according to product demand.

(成品出貨時,依據出貨要求貼上相對應的標籤單)

It doesn't influence the manner of packing with the gold-plated way to print word way,Can amalgamate.

(印字方式跟鍍金方式不影響包裝方式,可以共用)

歐品電子(昆山)有限公司

OUPIIN ELECTRONIC(KUNSHAN) CO.,LTD.

PACKAGING SPECIFICATION (包裝作業規範)

CONFIDENTIAL TOP SECRET

SPEC.NO.(規範編號)		Q3012SPP-153								PAGE:	5/5	REV.	K
PACKING MATERIAL (包裝材料)			PRODUCT P/N	CT NO.	PACKING N.W.	PACKING QUANTITY (包裝數量)			WEIGHT (重量) kg				
MATERIAL NAME (材料名稱)	PART NO. (料號)	Q'TY	(產品料號)	(紙箱規格)	(包材重量)	PCS/TRAY	TRAY/BOX	PCS/BOX	N.W./PCS	N.W./BOX	G.W./BOX		
PAPER BOXES (紙箱)	CT-1.6	1	3012-60C(G)xxRxA(-HT)	CT-1.6	3.5144	80	16	1280	0.007125	9.12	12.6344		
Packing Box (包裝盒)	PVC-10	----	3012-64C(G)xxRxA(-HT)	CT-1.6	3.5144	80	16	1280	0.007125	9.12	12.6344		
Packing Box Cover (包裝盒蓋子)	PVC-073-1	----											
WATERPROOF BAG (防水袋)	100x90	1											
Air column bag (氣柱袋)	-----	2											
DRYING AGENT (干燥劑)	-----	3											

1.NOTE: (注意)

When the finished products have been made,take the actual weight as the standard of gross weight in each box.

(成品出貨時,每箱之毛重應以實測重量為準)

When the finished products have been made,stick the proper designation list on the box according to product demand.

(成品出貨時,依據出貨要求貼上相對應的標籤單)

It doesn't influence the manner of packing with the gold-plated way to print word way,Can amalgamate.

(印字方式跟鍍金方式不影響包裝方式,可以共用)