

歐品電子(昆山)有限公司

OUPIIN ELECTRONIC(KUNSHAN) CO.,LTD.

PACKAGING SPECIFICATION (包裝作業規範)

CONFIDENTIAL TOP SECRET

SPEC.NO.(規範編號)	Q2049SPP-594		PAGE	1/4	REV.	A	
APPLICABLE CUSTOMER (適用客戶)	ALL	APPLICABLE PRODUCT (適用產品)	2049-1X04G00B			PACKAGING CATEGORY (包裝方式)	PE BAG PACKING

REVISION HISTORY (修訂履歷)

ECN REV. NO	PAGE (頁次)								
	1	2	3	4					
A	Issue New Edition (新版發行.)								

DIVISION (事業單位)	Product Development (產品開發課)	APPROVED (核准)	CHECKED (審核)	PREPARED (制表)	鄭雲 03/28'11
-----------------	-----------------------------	---------------	--------------	---------------	-------------

歐品電子(昆山)有限公司

OUPIIN ELECTRONIC(KUNSHAN) CO.,LTD.

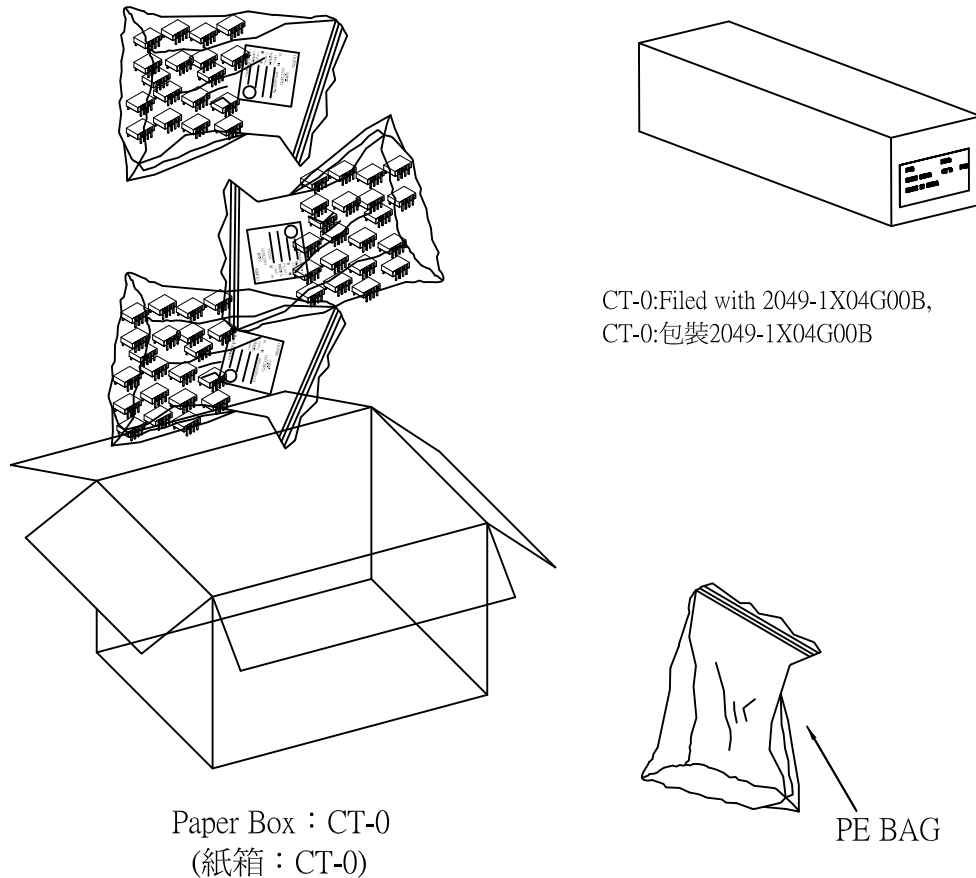
PACKAGING SPECIFICATION (包裝作業規範)

<input checked="" type="checkbox"/> CONFIDENTIAL <input type="checkbox"/> TOP SECRET			
PAGE	2/4	REV.	A

SPEC.NO.(規範編號) Q2049SPP-594

PACKING OPERATION DIAGRAM & INSTRUCTION (包裝作業圖示及說明)

REMARK (備注)



一.Packing Mode: (包裝方式)

- (1).PE bag 26.2*31.6 (T=0.5) , CT-0 paper bag, drying agent.
(PE袋 26.2*31.6 (T=0.5) , CT-0 紙盒,干燥劑)
- (2).Take 4PCS PE bag (26.2*31.6),put 500PCS in each bag, then put one bag of drying agent, seal the opening of bag,Stick Product batch number, quality and store list number(as shown in drawing).
(取4PCS PE袋 (26.2*31.6),每個袋子放500PCS,然後將袋子中各放一袋干燥劑,再把袋口處捏緊,外面貼生產批號,數量及入庫單號(如圖所示).
- (3).Stick certificate of quality designation on the outside of paper box(CT-0):
filled it with complete product P/N:2049-1X04G00B,Product Batch Number, Quality and store list Number.
(在紙盒(CT-0)外面貼1PCS合格證標示單,上面寫完整的產品料號: 2049-1X04G00B,生產批號,數量及入庫單號.)

歐品電子(昆山)有限公司

OUPIIN ELECTRONIC(KUNSHAN) CO.,LTD.

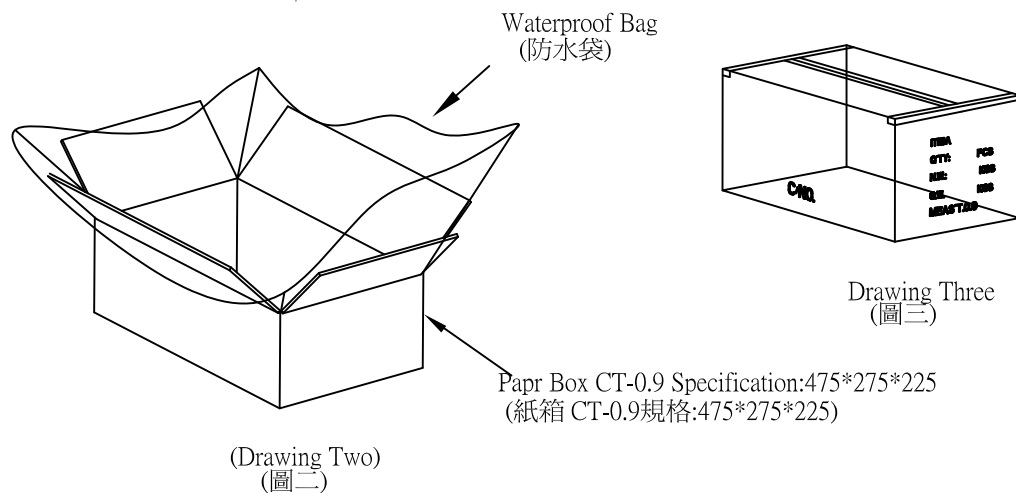
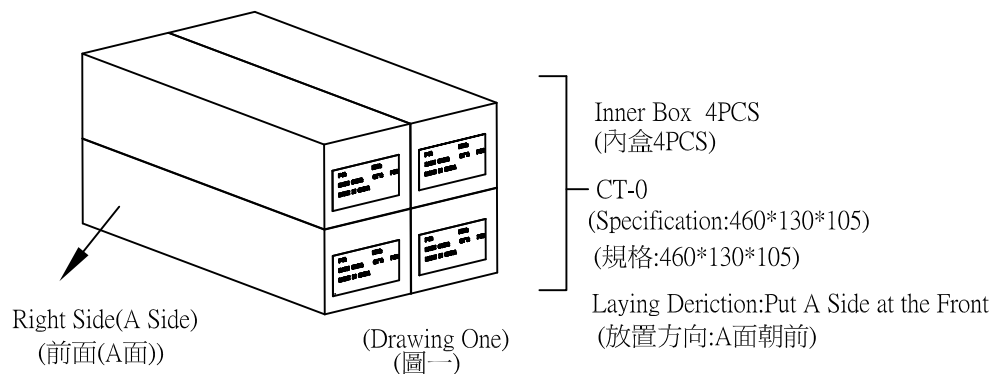
PACKAGING SPECIFICATION (包裝作業規範)

<input checked="" type="checkbox"/> CONFIDENTIAL <input type="checkbox"/> TOP SECRET	
PAGE	3/4
REV.	A

SPEC.NO.(規範編號) Q2049SPP-594

PACKING OPERATION DIAGRAM & INSTRUCTION (包裝作業圖示及說明)

REMARK (備注)



一. Outer box packing mode: (外箱包裝方式)

- (1). Paper box CT-0.9 Standard 1 PCS, as shown in drawing Two.
Paper case CT-0 4 PCS, as shown in drawing One.
(紙箱CT-0.9規格 1 PCS.如(圖2)所示)
(紙盒CT-0 4 PCS.如(圖1)所示)
- (2). Put waterproof bag 1 PCS in the paper box.
(紙箱內側放入防水袋 1 PCS.)
- (3). Put CT-0 paper box filled with finished product in the waterproof bag,
lay them in two layers, two CT-0 paper boxes in one layer, 4 cases in all.
(于防水袋內放入裝滿成品的CT-0紙盒，分兩層放入，
每層放兩個CT-0紙盒，即共放入4盒)
- (4). Laying mode of the four inner boxes is that A side in front side,
the laying mode of the four inner boxes must in one direction.
(四個內盒的放置方式為A面朝前放置，四內盒放置方向須一致。)
- (5). The detailed specification of inner box is shown in page two.
(內盒之詳細包裝規範如第2頁。)
- (6). After laying inner boxes, tie the waterproof bag tightly. Seal the
surface of the outer box. (Drawing Three)
(放好內盒，扎緊防水袋。將外箱上層封口。(圖三))

The form on the right and flank side of the box must be filled
correctly and clearly, take actual testing weight as the standard of
every box gross weight.
(外箱之正麥和側麥所要填寫之項目要填寫正確，清晰，每箱之
毛重應以實測重量為準)

歐品電子(昆山)有限公司

OUIPIN ELECTRONIC(KUNSHAN) CO.,LTD.

PACKAGING SPECIFICATION (包裝作業規範)

CONFIDENTIAL TOP SECRET

PAGE: 4/4 REV. A

PACKING MATERIAL (包裝材料)			PRODUCT P/N	PACKING N.W.	PACKING QUANTITY (包裝數量)					WEIGHT (重量) kg		
MATERIAL NAME (材料名稱)	PART NO. (料號)	Q'TY	(產品料號)	(包材重量)	PCS/PE袋	PE袋/INNER BOX	PCS/INNER BOX	INNER BOX/BOX	PCS/BOX	N.W./PCS	N.W./BOX	G.W./BOX
PAPER BOXES (紙箱)	CT-0.9	1	2049-1X04G00B	3.47	500	4	2000	4	8000	0.00085	6.80	10.27
PACKING INNER BOX (內紙箱)	CT-0	4										
PE PACKING BAG (PE包裝袋)	26.2*31.6	16										
WATERPROFF BAG (防水袋)	PE100*90	1										
DRYING AGENT (干燥劑)	-----	16										

1.NOTE:

(注意)

When the finished products have been made,take the actual weight as the standard of gross weight in each box.

(成品出貨時,每箱之毛重應以實測重量為準)

When the finished products have been made,stick the proper designation list on the box according to product demand.

(成品出貨時,依據出貨要求貼上相對應的標籤單)