

歐品電子(昆山)有限公司

OUPIIN ELECTRONIC(KUNSHAN) CO.,LTD.

PACKAGING SPECIFICATION (包裝作業規範)

CONFIDENTIAL TOP SECRET

SPEC.NO.(規範編號) Q9394SPP-789		APPLICABLE CUSTOMER (適用客戶) ALL		APPLICABLE PRODUCT (適用產品) 9394 -4A1P111ACB30-CB30A 9394-4A1P111ACB30DA 9394-4A1P111ACB30PA		PAGE 1/5	REV. E
						PACKAGING CATEGORY (包裝方式)	TRAY PLATE PACKING

REVISION HISTORY (修訂履歷)

ECN REV. NO	PAGE (頁次)								
	1	2	3	4	5				
A									
B	Revise the packaging process 修改包裝流程								
C	APPLICABLE customers (修改适用客戶)								
D	Add P/N (新增料号)								
E	Add P/N (新增料号)								

DIVISION (事業單位)	Product Development (產品開發課)	APPROVED (核准)		CHECKED (審核)		PREPARED (制表)	XS 10/21'21
-----------------	-----------------------------	---------------	--	--------------	--	---------------	-------------

歐品電子(昆山)有限公司

OUPIIN ELECTRONIC(KUNSHAN) CO.,LTD.

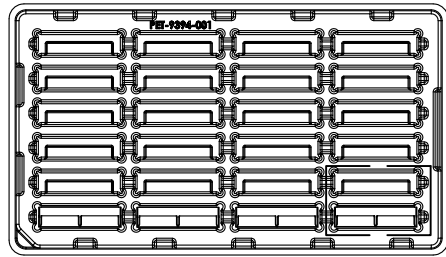
PACKAGING SPECIFICATION (包裝作業規範)

SPEC.NO.(規範編號) Q9394SPP-789

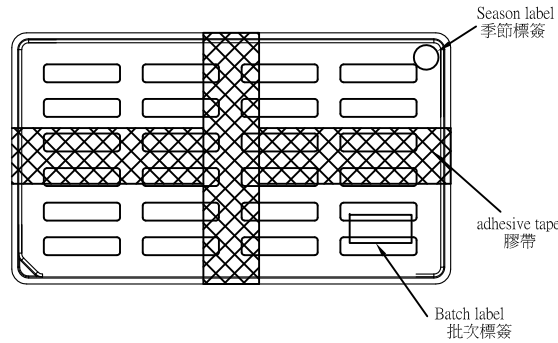
<input checked="" type="checkbox"/> CONFIDENTIAL	<input type="checkbox"/> TOP SECRET		
PAGE	2/5	REV.	E

PACKING OPERATION DIAGRAM & INSTRUCTION (包裝作業圖示及說明)

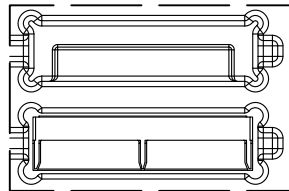
REMARK (備注)



(Drawing 1-1)
(圖1-1)



(Drawing 2)
(圖2)



9394-4A1P111ACB30-CB30A

(Drawing 1-2)
(圖1-2)

一.PET Plate Packing Mode: (PET盤包裝方式)

1.Each PET plate put XXPCS products (whether products put way meet picture 1-2), and add cover 1PCS on each plate, the cover should be booked with the plate together, so as not to cause the products to fall scattered.
每個PET盤中放XXPCS產品(產品擺放方式見圖1-2),并在每個盤子上面加蓋子1PCS,蓋子要與底盤粘在一起,以免造成產品散落。(樣式如圖2)

2.The label of minimum supplies label (the design of the supplies label is such as Fig. 2) and season is stuck separately on each cover, such as Fig. 2.
在每個蓋子的上面分別貼批次標籤(樣式如圖2)與季節標籤,如圖2。

歐品電子(昆山)有限公司

OUPIIN ELECTRONIC(KUNSHAN) CO.,LTD.

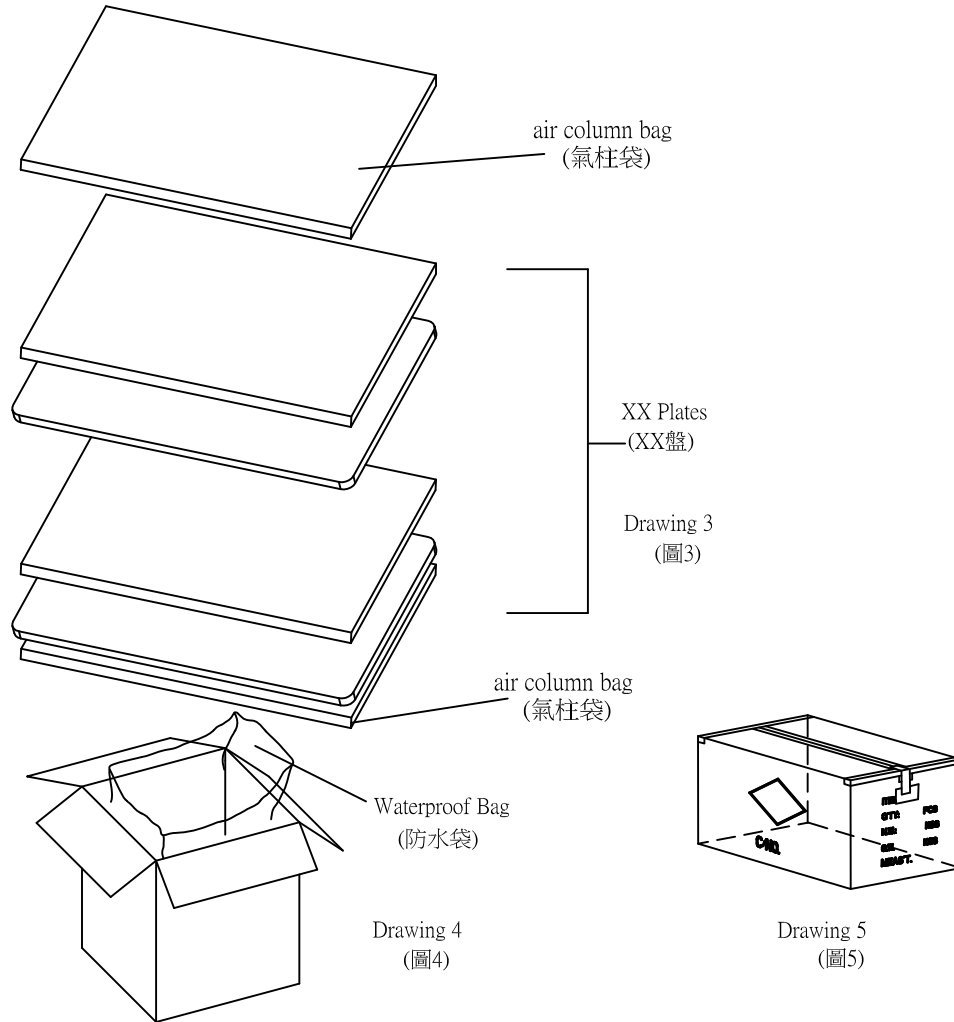
PACKAGING SPECIFICATION (包裝作業規範)

<input checked="" type="checkbox"/> CONFIDENTIAL <input type="checkbox"/> TOP SECRET	
PAGE	3/5
REV.	E

SPEC.NO.(規範編號) Q9394SPP-789

PACKING OPERATION DIAGRAM & INSTRUCTION (包裝作業圖示及說明)

REMARK (備注)



一. Outer Box Packing Mode:

(外箱包裝方式)

- (1). Paper box 0.5 standard 1 PCS, as shown in drawing Two.
(紙箱 0.5 規格 1 PCS, 如(圖4)所示)
- (2). Put one air column bag in the upper and lower of the paper box, 2PCS in all, as shown in drawing One.
(每箱上下各放一塊氣柱袋, 共2PCS, 如(圖3)所示)
- (3). Put 1 PCS waterproof in the paper box, as shown in drawing Two.
(紙箱內側放入防水袋 1 PCS, 如(圖4)所示)
- (4). Piled the XX packing plates packed up in the waterproof.
(將放滿產品的XX個PET盤疊起, 裝入防水袋內)
- (5). Seal the waterproof bag, then put the air column bag 1PCS on the bag. if box can not be filled, filled with ploy.
(Put 1 PCS air column bag at the right and left side in the paper box if it is necessary.)
封上防水袋後, 放上第二塊氣柱袋薄板, 未填滿處用氣柱袋填滿.
(必要時, 在紙箱的左右兩側各放一塊氣柱袋)
- (6). Seal the surface of the outer box, as shown in drawing Three.
(將外箱上層封口, 如(圖5)所示)

歐品電子(昆山)有限公司

OUPIIN ELECTRONIC(KUNSHAN) CO.,LTD.

PACKAGING SPECIFICATION (包裝作業規範)

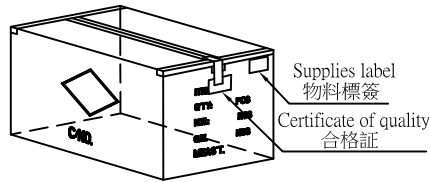
<input checked="" type="checkbox"/> CONFIDENTIAL		<input type="checkbox"/> TOP SECRET	
PAGE	4/5	REV.	E

SPEC.NO.(規範編號) Q9394-SPP-789

PACKING OPERATION DIAGRAM & INSTRUCTION (包裝作業圖示及說明)

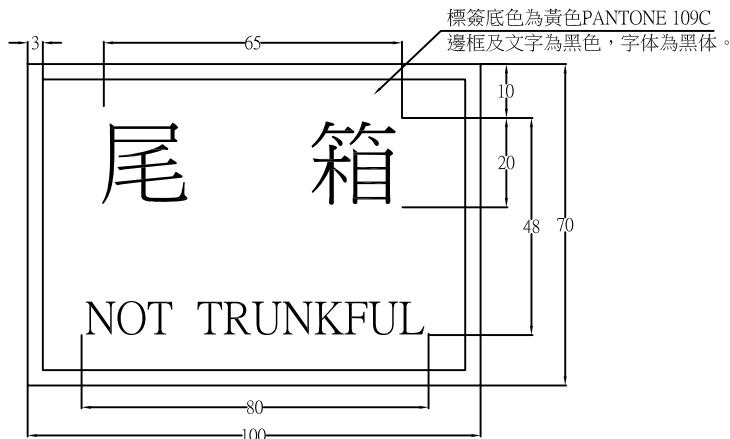
REMARK (備注)

100	編碼(ITEM):	
	描述(DESCRIPTION):	
	廠家型號:(MODEL):	
	數量(QTY):	
	代碼(CODE):	
	合約號(PO NO):	
	批次號(LOT NO):	
	日期(DATE):	
	原產地 (Country of Origin) :	
	備注(NOTES):	



(Drawing 7)
(圖7)

Supplies label
物料標籤
(Drawing 6)
(圖6)



(Drawing 8)
(圖8)

一. Outer Box Packing Mode:

(外箱包裝方式)

3. Need to each paste the boot 1 label on two terminal surfaces of carton when the quantity of the supplies is less than all over case and pack the quantity into normally in the carton: First one is stuck below the supplies label, another one is its on the opposite side. The label design of the boot is seen and pursued (9). The bottom of the label is yellow PANTONE 109C, the frame and characters are black, the script is the boldface.

紙箱內物料數量少于滿箱正常裝入數量時，需在紙箱兩端面各粘貼尾箱標籤1個：其一個貼于物料標籤下方，另一個在其對面。尾箱標籤樣式見圖(8)。標籤底色為黃色PANTONE 109C，邊框及文字為黑色，字體為黑體。

The form on the right and flank side of the box must be filled correctly and clearly, take actual testing weight as the standard of each box gross weight, Error value should be in 3% Less than .

外箱之正麥和側麥所要填寫之項目要填寫正確，清晰，每箱之毛重應以實測重量為準，誤差值要在3%以內。

歐品電子(昆山)有限公司

OUPIIN ELECTRONIC(KUNSHAN) CO.,LTD.

PACKAGING SPECIFICATION (包裝作業規範)

CONFIDENTIAL TOP SECRET

SPEC.NO.(規範編號)		Q9394SPP-789						PAGE:	5/5	REV.	E
PACKING MATERIAL (包裝材料)			PRODUCT P/N	CT NO.	PACKING N.W.	PACKING QUANTITY (包裝數量)			WEIGHT (重量) kg		
MATERIAL NAME (材料名稱)	PART NO. (料號)	Q'TY	(產品料號)	(紙箱規格)	(包材重量)	PCS/TRAY	TRAY/BOX	PCS/BOX	N.W./PCS	N.W./BOX	G.W./BOX
PAPER BOXES (紙箱)	CT-0.5	1	9394-4A1P111ACB30-CB30A	CT-0.5	2.75	24	5	120	0.01801	2.16	4.91
Packing Box (包裝盒)	PET-9394-001	----	9394-4A1P111ACB30PA	CT-0.5	2.75	24	5	120	0.01801	2.16	4.91
Packing Box Cover (包裝盒蓋子)	PET-9394-002	----	9394-4A1P111ACB30DA	CT-0.5	2.75	24	5	120	0.01801	2.16	4.91
WATERPROOF BAG (防水袋)	PE 100*70	1									
air column bag (气柱袋)	-----	2									
DRYING AGENT (干燥劑)	-----	3									

1.NOTE:
 (注意)
 When the finished products have been made,take the actual weight as the standard of gross weight in each box.
 (成品出貨時,每箱之毛重應以實測重量為準)
 When the finished products have been made,stick the proper designation list on the box according to product demand.
 (成品出貨時,依據出貨要求貼上相對應的標籤單)
 It doesn't influence the manner of packing with the gold-plated way to print word way.Can amalgamate.
 (印字方式跟鍍金方式不影響包裝方式,可以共用)