

歐品電子(昆山)有限公司

OUPIIN ELECTRONIC(KUNSHAN) CO.,LTD.

包裝作業規範(PACKAGING SPECIFICATION)

CONFIDENTIAL TOP SECRET

規範編號SPEC.NO. Q9111SPP-408

PAGE 1/4 REV. G

適用客戶 APPLICABLE CUSTOMER	一般客戶	適用產品 APPLICABLE PRODUCT	9111-143B00*G30U				包裝方式 PACKAGING CATEGORY	TUBE PACKING
--------------------------------	------	-------------------------------	------------------	--	--	--	-------------------------------	--------------

修訂履歷 REVISION HISTORY

REV.	ECN NO.	頁次 PAGE							
		1	2	3	4				
E		Change fittings proportion 修改配件比例							
F		Revise the quantity and the way of packing 修改包裝方式和數量							
G		Modify single and full weight (修改單重和整箱重量)							

事業單位 DIVISION	產發部產品開發課	核准 APPROVED		審核 CHECKED		制表 PREPARED	XFF 09/13/18
------------------	----------	----------------	--	---------------	--	----------------	--------------

歐品電子(昆山)有限公司

OUPIIN ELECTRONIC(KUNSHAN) CO.,LTD.

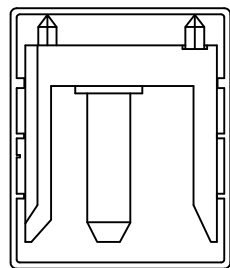
包裝作業規範(PACKAGING SPECIFICATION)

<input checked="" type="checkbox"/> CONFIDENTIAL		<input type="checkbox"/> TOP SECRET	
PAGE	2/4	REV.	G

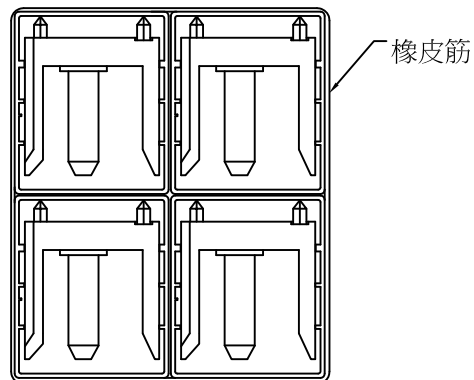
規範編號SPEC.NO. Q9111SPP-408

包裝作業圖示及說明 PACKING OPERATION DIAGRAM & INSTRUCTION

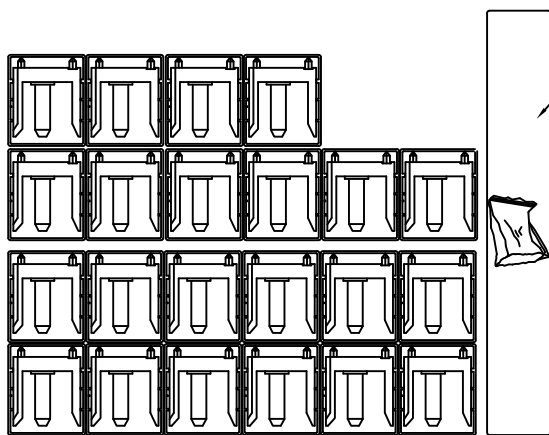
備注 REMARK



(圖1)產品裝入方式



(圖2) 每4管為1捆



(圖3)每層放3捆。分2層放入,一盒共6捆,共22管
Tube管在內盒的擺放示意圖,供參考

一.Inner box packing mode (內盒包裝方式)

(1) Each tube packing mode: Stuff one end of tube with stopper,stuff the other end of the tube after load into definite quality of product.As shown in drawing One.And stuffing in stopper,the end of the stopper must level with the tube mouth ,can't be shown.

(每管包裝方式：用塞子塞住管子一头，放入一定数量产品后，塞住另一头，装入方式如（图一）所示，且塞子塞入后，末端要和管口平齐，不可外漏。）

(2) Devide each two tubes product in one layer,laying mode:As shown in Drawing Two,the ends are away from tube 50mm ,fix them with 1pcs rubber band.

(每捆4管产品，放置方式：如（图2）所示，两头离管口50mm，各用1pcs橡皮筋缠2道固定。）

(3) Lay six bundles in one case with two layers,threee bundles in one layer,22 tubes in all.As shown in drawing Three.Place to reserve put fittings ,quantity of the fittings and products from a complete set.

(一盒6捆分2层放入，每层放3捆，共22管。预留空处放置配件，每内盒配件数量与产品相对应，如（图三）所示)

(4) Fittings Stamping Standard

a.9111-MW(Screw): package with 5# Ziplock (100mmX150mm),And increase 5% error(that is five more PCS to shipment)

b.9111-MS(Washer): package with 4# Ziplock (80mm X120mm), increase 2% error(that is two more PCS to shipment))

(配件取样标准：a. 9111-MW(螺丝)，5#自封袋（100mmX150mm）包装，另增加5%误差（即100pcs会多出5pcs）。b. 9111-MS（垫圈）：4#自封袋（80mmX120mm）包装，另增加2%误差（即100pcs会多出2pcs）)

歐品電子(昆山)有限公司

OUPIIN ELECTRONIC(KUNSHAN) CO.,LTD.

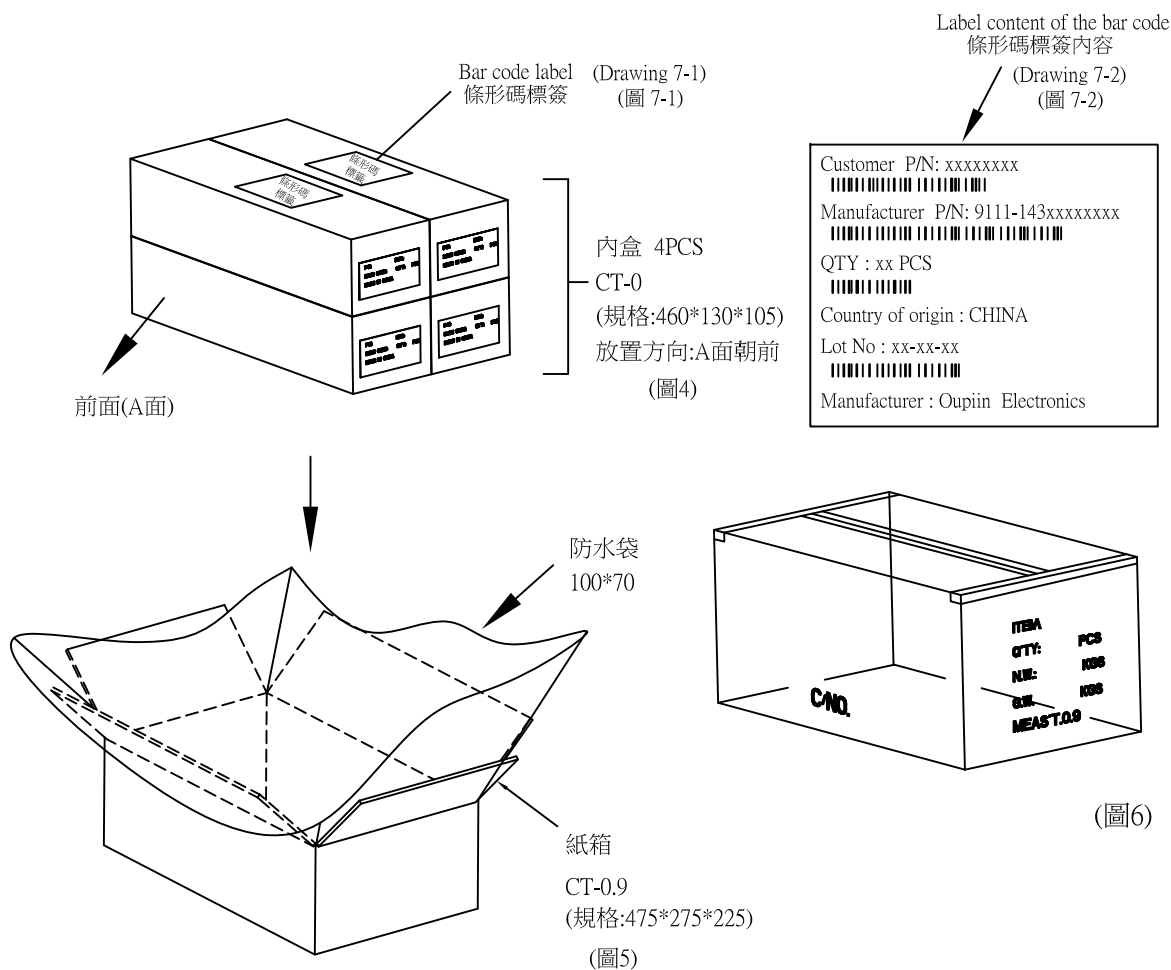
包裝作業規範(PACKAGING SPECIFICATION)

<input checked="" type="checkbox"/> CONFIDENTIAL		<input type="checkbox"/> TOP SECRET	
PAGE	3/4	REV.	G

規範編號SPEC.NO. Q9111SPP-408

包裝作業圖示及說明 PACKING OPERATION DIAGRAM & INSTRUCTION

備注 REMARK



二.Outer box packing mode: (外箱包裝方式)

- (1).Paper box CT-0.9 Standart 1 PCS.
(紙箱CT-0.9規格 1 PCS.)
- (2).Put waterproof bag 1 PCS in the paper box.
(紙箱內側放入防水袋 1 PCS.)
- (3).Put 4PCS inner box filled with product in the waterproof bag.
(于防水袋內放入4PCS裝滿產品之內盒.)
- (4).Laying mode of the four inner boxes is that A side in front side, the laying mode of the four inner boxes must in one direction.
(四個內盒的放置方式為1面朝前放置,四內盒放置方向須一致.)
- (5).The detailed specification of inner box is shown in page two.
(內盒之詳細包裝規範如第2頁.)
- (6).After laying inner boxes, tie the waterproof bag tightly.Seal the surface of the outer box.(Drawing Six)
(放好內盒,扎緊防水袋。將外箱上層封口.(圖六))
- (7).Stick the label of minimum supplies bar code(the design of the bar code label according to Fig.7-2) on the top of inner box
在每個內盒上面分別貼條形碼標籤(條形碼標籤的樣式如圖7-2)
The form on the right and flank side of the bo must be filled correctly and clearly, take actual testing weight as the standard of every box gross weight.
(外箱之正麥和側麥所要填寫之項目要填寫正確,清晰,每箱之毛重應以實測重量為準.)

歐品電子(昆山)有限公司

OUPIIN ELECTRONIC(KUNSHAN) CO.,LTD.

PACKAGING SPECIFICATION (包裝作業規範)

CONFIDENTIAL TOP SECRET

PAGE: 4/4 REV. G

SPEC.NO.(規範編號)		Q9111SPP-408											
PACKING MATERIAL (包裝材料)			PRODUCT P/N	Parts P/N	PACKING N.W.					WEIGHT (重量) kg			
MATERIAL NAME (材料名稱)	PART NO. (料號)	Q'TY	(產品料號)	(配件料號)	(包材重量)	PCS/TUBE	TUBE/INNER BOX	PCS/INNER BOX	INNER BOX/BOX	PCS/BOX	N.W./PCS	N.W./BOX	G.W./BOX
PAPER BOXES (紙箱)	CT-0.9	1	9111-143B001G30U	9111-143B001G30U	2.839128	34	22	748	4	2992	0.00320	9.57	14.00
PACKING INNER BOX (內紙箱)	CT-0	4		9111-MW		/	/				0.00047	1.40	
			9111-MS	/	/	0.00006	0.19						
TUBE (管子)	TUBE-143	88	9111-143B002G30U	9111-143B002G30U	2.839128	34	22	748	4	2992	0.00344	10.29	14.72
				9111-MW		/	/				0.00047	1.40	
				9111-MS		/	/				0.00006	0.19	
TUBE PLUG (塞子)	-----	176											
WATERPROFF BAG (防水袋)	PE100*70	1											
DRYING AGENT (干燥劑)	-----	3											
RUBBER RIBE (橡皮筋)	-----	48											
ZIPLOCK BAG (自封袋)	4#	4											
ZIPLOCK BAG (自封袋)	5#	4											
9111-MW 9111-MS (一款一盒)	PVC-214	8											

1.NOTE: (注意)

When the finished products have been made,take the actual weight as the standard of gross weight in each box.

(成品出貨時,每箱之毛重應以實測重量為準)

When the finished products have been made,stick the proper designation list on the box according to product demand.

(成品出貨時,依據出貨要求貼上相對應的標籤單)