

REV.	SPECIFICATION	ECN NO.	APPD.
R3		ECN220821	

**Material and Plating:**

Housing: LCP, UL94V-0, BLACK.  
 Power Contacts: High Conductivity Copper.  
 30u"Au+Pd/Ni on Contact Area and 80u" Min Tin Plated on Solder Tail over nickel 50u" Min .  
 Signal Contacts : Brass.  
 30u"Au+Pd/Ni on Contact Area and 80u" Min Tin Plated on Solder Tail over nickel 50u" Min .  
 Lock: Phosphor Bronze.

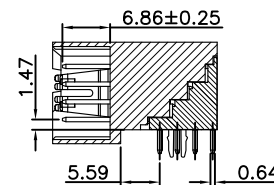
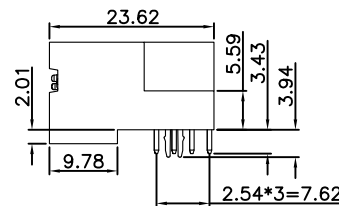
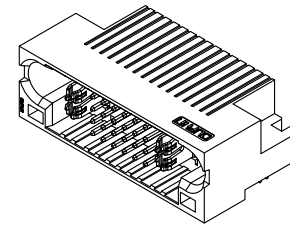
**Electrical Characteristics:**

Current Rating: Signal Pin 2.5 AMP.  
 Power Pin 30 AMP.  
 Dielectric Withstanding Voltage:  
 Signal Pin DC 1000V For 1 minute.  
 Power Pin DC 2500V For 1 minute.  
 Insulator Resistance: Signal Pin 5000MΩ min. at DC 500V.  
 Power Pin 20000MΩ min. at DC 500V.  
 Contact Resistance: Signal Pin 15mΩ max. at DC 20mA.  
 Power Pin 0.7mΩ max. at DC 20mA.  
 Operating Temperature: -40°C ~+105°C .

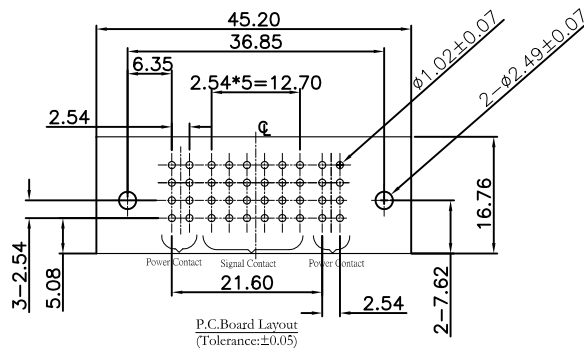
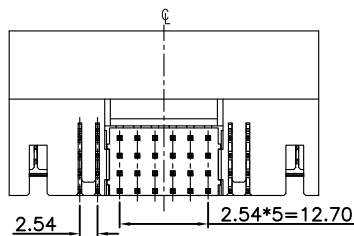
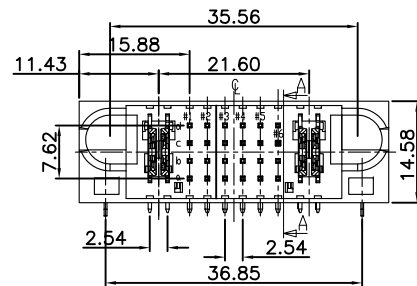
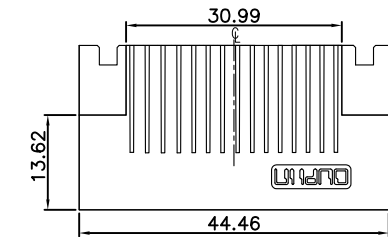
**\*RoHS Compliant**

Notes 1 :

H: High density Power---PCB Mount 5.08mm Pitch  
 P: DC Power---PCB Mount 6.35mm Pitch  
 A: AC Power---PCB Mount 7.62mm Pitch  
 S: Signal---PCB Mount 2.54mm Pitch



Section:A-A  
Scale:1:1



P.C.Board Layout  
(Tolerance:±0.05)

9391-A 1 P01 S24 P01 CB 30 D L A  
 Series  
 1: Male Right-angle  
 Blank:Without Contact  
 Power Contact: Hxx, Pxx, Axx  
 No. of position  
 Blank:Without Contact  
 Signal Contact: S xx  
 No. of position  
 Blank:Without Contact  
 Power Contact: Hxx, Pxx, Axx  
 No. of position  
 A: Tray Package  
 Blank: Without Lock  
 L: With Lock  
 D: Dip Type  
 30: 30u"  
 CB: Dip Tin Plated  
 Contact Au+Pd/Ni Plated  
 Blank:Without Contact  
 Power Contact: Hxx, Pxx, Axx  
 No. of position

ROWS		POWER	SIGNAL	POWER	
		P1	1 2 3 4 5 6	P2	
D		MS	G G G G G G	MS	
C			G G G G G G		
B			G G G G G G		
A			G G G G G G		

SIGNAL PIN CONTACT LENGTH 4.32mm	H
SIGNAL PIN CONTACT LENGTH 5.59mm	E
SIGNAL PIN CONTACT LENGTH 7.05mm	F
SIGNAL PIN CONTACT LENGTH 6.86mm	G
HOT PLUG POWER CONTACT.STD	MS

Tolerances	Dwg. No.	9391-D0000-103	Title:
x = ±0.5	Projection		Male Right-angle Dip Type 9391 Series
.x = ±0.25	Unit	mm	
.xx = ±0.15	Scale	1:1	
	Drawn By	ZY 08/14'22	

OUPIN ELECTRONIC(KUNSHAN) CO., LTD.			
P/N: 9391-A1P01S24P01CB30DLA			
SHEET	1/1	Ver. No.	R3