

歐品電子(昆山)有限公司

OUPIIN ELECTRONIC(KUNSHAN) CO.,LTD.

PACKAGING SPECIFICATION (包裝作業規範)

CONFIDENTIAL TOP SECRET

SPEC.NO.(規範編號)	Q9391SPP-813			PAGE	1/4	REV.	L
APPLICABLE CUSTOMER (適用客戶)	ALL	APPLICABLE PRODUCT (適用產品)	9391-1PxxS24PxxC30DLA 9391-1S16P05C30D(L)A-A001 9391-A1P04S16CB30DLA-(Axxx) 9391-1P02S24P02C30Dx-A001 9391-1PxxS24PxxC30DLA 9391-(A)1S24P06CxxDLA(-Axxx) 9391-1P04S24P04C30DA-A001 9391-A1PxxS24PxxCB30D(L)A(-Axxx) 9391-A1S24P04CxxDLA	PACKAGING CATEGORY (包裝方式)	TRAY PLATE PACKING		

REVISION HISTORY (修訂履歷)

REV. / ECN NO	PAGE (頁次)								
	1	2	3	4	5	6	7	8	9
J	Define the direction of the Bar code label (定义条形码标签的方向)								
K	Delete "HD" In Picture 4, Add Bar Code Label On The Box (去掉第四张图里HD字样,增加外标签)								
L	Refresh Part No 刷新料号								
M									
N									
P									
Q									
R									

DIVISION (事業單位)	Product Development (產品開發課)	APPROVED (核准)	CHECKED (審核)	PREPARED (制表)	ZY 09/03'21
-----------------	-----------------------------	---------------	--------------	---------------	-------------

歐品電子(昆山)有限公司

OUPIIN ELECTRONIC(KUNSHAN) CO.,LTD.

PACKAGING SPECIFICATION (包裝作業規範)

■ CONFIDENTIAL		□ TOP SECRET	
PAGE	2/4	REV.	L

SPEC.NO.(規範編號) Q9391SPP-813

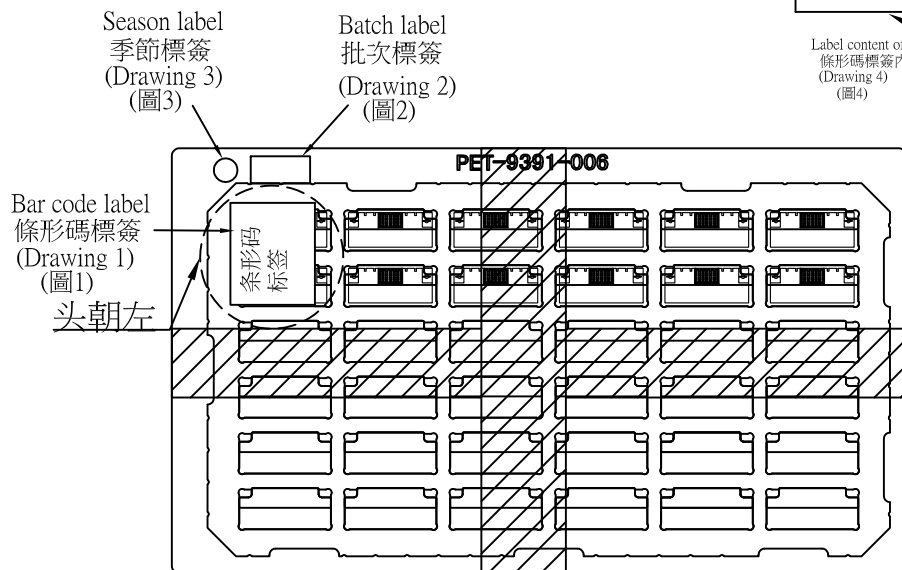
PACKING OPERATION DIAGRAM & INSTRUCTION (包裝作業圖示及說明)

REMARK (備注)

Laying Product Diagram:
(產品擺放圖示)

Customer P/N:14xxxxxx
 Manufacturer P/N:9391-xxxxxxxxxx
 QTY: xx PCS
 Country of origin: CHINA
 Lot No: xx-xx-xx
 Manufacturer: Oupiin Electronics

Label content of the bar code
 條形碼標籤內容
 (圖4)



- 一.PET Plate Packing Mode:
(PET盤包裝方式)
- (1).CT-0.9 Box:9391-PET-005 XX PCS.
(CT-0.9 規格的紙箱放盤9391-PET-005 XX PCS)
 - (2).Put product in each trough fully as shown in diagram.
(產品在盤子中擺放方式如圖所示)
 - (3).After filling each trough with product fully,stack the xx PVC plates,cover it with transparent upper cover 9391-PET-006 1PCS on the top.
The cover should be booked with the chassis together with the sticky tape, so as not to cause the products (每盤放滿產品後,加蓋透明上蓋 9391-PET-006 1PCS) 蓋子要與底盤用膠帶粘在一起,以免造成產品散落。)
 - (4).Stick the label of bar code label (the design of the bar code label according to Fig. 4) **on each cover.**
(在蓋子的上面貼條形碼標籤(條形碼標籤的樣式如圖4))
 - (5).The label of minimum supplies label (the design of the minimum supplies label is such as Fig. 2) and season is stuck separately on each cover, such as Fig. 3.
(在蓋子的上面分別貼最小物料標籤(最小物料標籤的樣式如圖2)與季節標籤,如圖3。)
 - (6).Stack the XX PET plates filled with product, put them in the paper box in which has been put waterproof bag.
(將放滿產品的XX個PET盤疊起,裝入防水袋放入紙箱內)

歐品電子(昆山)有限公司

OUPIIN ELECTRONIC(KUNSHAN) CO.,LTD.

PACKAGING SPECIFICATION (包裝作業規範)


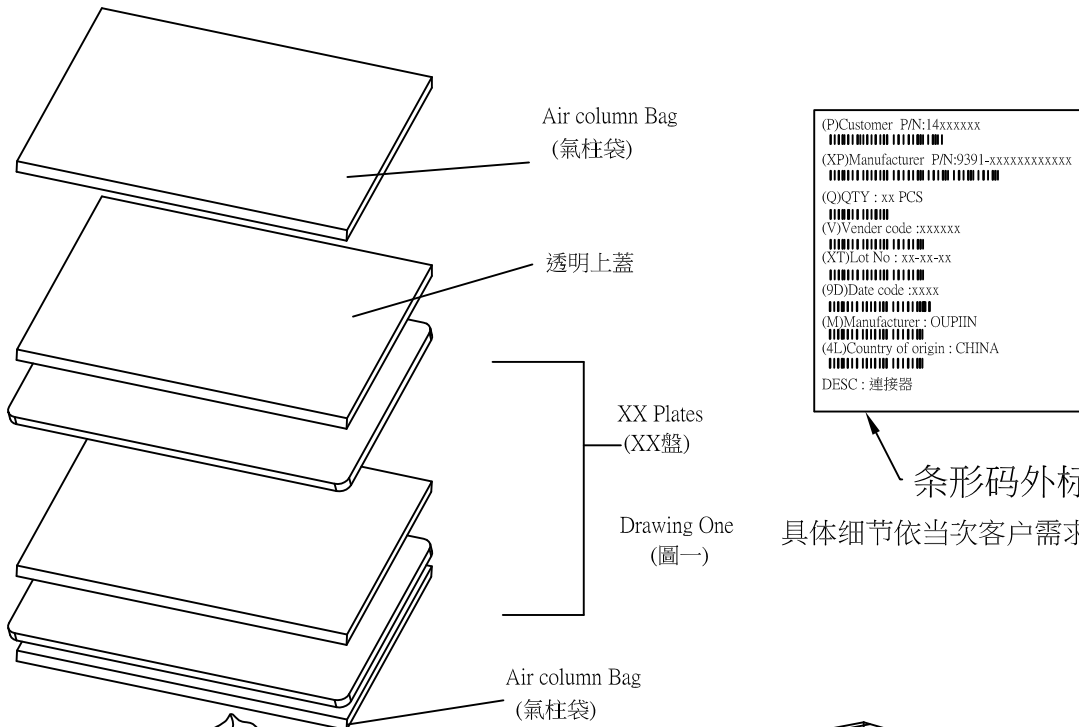
CONFIDENTIAL TOP SECRET

PAGE 3/4 REV. L

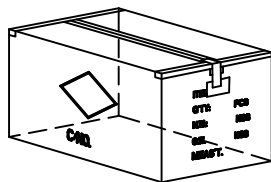
SPEC.NO.(規範編號) Q9391SPP-813

PACKING OPERATION DIAGRAM & INSTRUCTION (包裝作業圖示及說明)

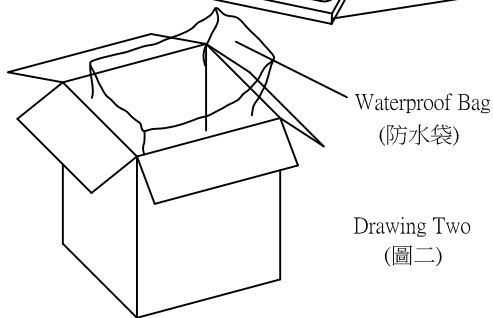
REMARK (備注)



条形码外标签
具体细节依当次客户需求而定



Drawing Three (圖三)



Drawing Two (圖二)

一. Outer Box Packing Mode: (外箱包裝方式)

- (1). Paper box 0.9 standard 1 PCS, as shown in drawing Two.
(紙箱0.9規格 1 PCS, 如(圖二)所示)
- (2). Put one Air column bag in the upper and lower of the paper box, 2PCS in all, as shown in drawing One.
(每箱上下各放一塊氣柱袋, 共2PCS, 如(圖一)所示)
- (3). Put 1 PCS waterproof in the paper box, as shown in drawing Two.
(紙箱內側放入防水袋 1 PCS, 如(圖二)所示)
- (4). Piled the XX packing plates packed up in the waterproof.
(將放滿產品的XX個PET盤疊起, 裝入防水袋內)
- (5). Seal the waterproof bag, then put the Air column bag 1PCS on the bag.
(Put 1 PCS Air column bag at the right and left side in the paper box if it is necessary.)
(封上防水袋, 然後放上第二塊氣柱袋薄板)
(必要時, 在紙箱的左右兩側各放一塊氣柱袋)
- (6). Seal the surface of the outer box, as shown in drawing Three.
(將外箱上層封口, 如(圖三)所示)

The form on the right and flank side of the box must be filled correctly and clearly, take actual testing weight as the standard of each box gross weight.

外箱之正麥和側麥所要填寫之項目要填寫正確, 清晰, 每箱之毛重應以實測重量為準。

歐品電子(昆山)有限公司

OUPIIN ELECTRONIC(KUNSHAN) CO.,LTD.

PACKAGING SPECIFICATION (包裝作業規範)

CONFIDENTIAL TOP SECRET

PAGE: 4/4 REV. L

SPEC.NO.(規範編號)		Q9391SPP-813									
PACKING MATERIAL (包裝材料)			PRODUCT P/N	CT NO.	PACKING N.W.	PACKING QUANTITY (包裝數量)			WEIGHT (重量) kg		
MATERIAL NAME (材料名稱)	PART NO. (料號)	Q'TY	(產品料號)	(紙箱規格)	(包材重量)	PCS/TRAY	TRAY/BOX	PCS/BOX	N.W./PCS	N.W./BOX	G.W./BOX
PAPER BOXES (紙箱)	CT-0.9	1	9391-1P02S24P02C30DLA	CT-0.9	2.58	36	9	324	0.019900	6.45	9.03
Packing Box (包裝盒)	9391-PET-005	----									
Packing Box Cover (包裝盒蓋子)	9391-PET-006	----	9391-1S16P05C30D(L)A-A001	CT-0.9	2.58	36	9	324	0.020130	6.52	9.10
			9391-1P02S24P02C30DA-A001	CT-0.9	2.58	36	9	324	0.018520	6.00	8.58
WATERPROOF BAG (防水袋)	PE 100*90	1	9391-1P04S24P04C30D(L)A(-A001)	CT-0.9	2.58	30	9	270	0.020220	5.46	8.04
			9391-1P00S24P00C30DLA	CT-0.9	2.58	36	9	324	0.012350	4.00	6.58
Air column bag (氣柱袋)	-----	2	9391-1P02S24P02C30DLA-A001	CT-0.9	2.58	36	9	324	0.019900	6.45	9.03
			9391-1P02S24P02C30DLA	CT-0.9	2.58	36	9	324	0.019900	6.45	9.03
DRYING AGENT (干燥劑)	-----	3	9391-1P02S24P02CB30D(L)A(-Axxx)	CT-0.9	2.58	36	9	324	0.020200	6.54	9.12
			9391-A1P04S16CB30DLA(-Axxx)	CT-0.9	2.58	36	9	324	0.022098	7.16	9.74
			9391-A1S24P04CXDLA	CT-0.9	2.58	36	9	324	0.022097	7.16	9.74
			9391-(A)1S24P06CxxDLA(-Axxx)	CT-0.9	2.58	36	9	324	0.023126	7.49	10.07

1.NOTE:
 (注意)
 When the finished products have been made,take the actual weight as the standard of gross weight in each box.
 (成品出貨時,每箱之毛重應以實測重量為準)
 When the finished products have been made,stick the proper designation list on the box according to product de