

歐品電子(昆山)有限公司
 OUPIIN ELECTRONIC(KUNSHAN) CO.,LTD.
 包裝作業規範
 PACKAGING SPECIFICATION

CONFIDENTIAL
 TOP SECRET

規範編號SPEC.NO. Q9001SPP-871+196T1		適用產品 APPLICABLE PRODUCT		9001-61xx1CxxA		包裝方式 PACKAGING CATEGORY	TRAY PLATE PACKAGE		
適用客戶 APPLICABLE CUSTOMER	一般客戶					PAGE	1/4	REV.	A

修訂履歷 REVISION HISTORY

ECN REV.	頁次 PAGE								
	1	2	3	4					
A	NEW (新版發行)								

事業單位 DIVISION	產品開發部	核准 APPROVED	<i>Peter Zhu</i>	審核 CHECKED	<i>Nita Lu</i>	制表 PREPARED	Martin 06/07'23
------------------	-------	----------------	------------------	---------------	----------------	----------------	-----------------

歐品電子(昆山)有限公司
 OUPIIN ELECTRONIC(KUNSHAN) CO.,LTD.
 包裝作業規範
 PACKAGING SPECIFICATION

CONFIDENTIAL TOP SECRET
 PAGE 2/4 REV. A

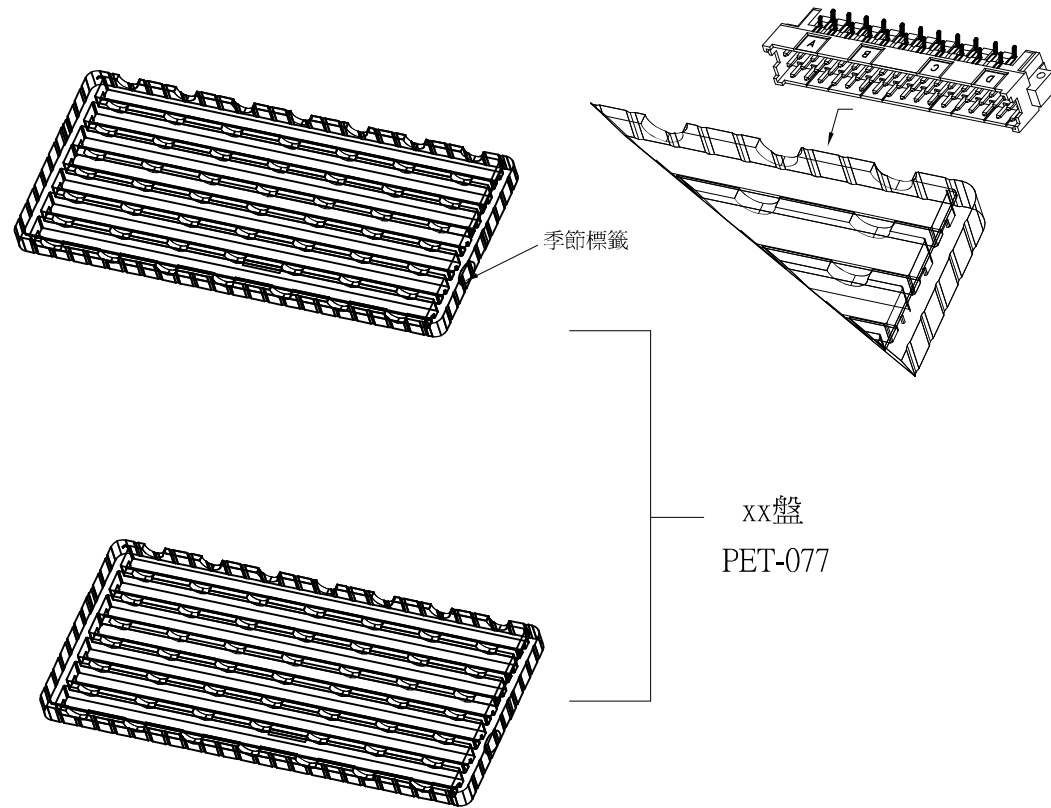
規範編號SPEC.NO. Q9001SPP-871+196T1

包裝作業圖示及說明

PACKING OPERATION DIAGRAM & INSTRUCTION

備注

REMARK



一.PET Plate Packing Mode:

(PET盤包裝方式)

(1).CT-1.6 Box:PET-077 17 PCS.

(2).Put product in each trough fully as shown in diagram.

(產品在盤子中擺放方式如圖所示)

(3).After filling each trough with product fully,paste the season label 1 PCS cover it with transparent upper cover PVC-073 1PCS。
 (每盤放滿產品後,貼上季節標籤 1PCS,加蓋透明上蓋 PVC-073 1PCS)

(4).Stack the XX PET plates filled with product, put them in the paper box in which has been put waterproof bag.
 (將放滿產品的XX個PET盤疊起,裝入防水袋放入紙箱內)

歐品電子(昆山)有限公司

OUPIIN ELECTRONIC(KUNSHAN) CO.,LTD.

包裝作業規範

PACKAGING SPECIFICATION

<input checked="" type="checkbox"/> CONFIDENTIAL	<input type="checkbox"/> TOP SECRET
PAGE	3/4
REV.	A

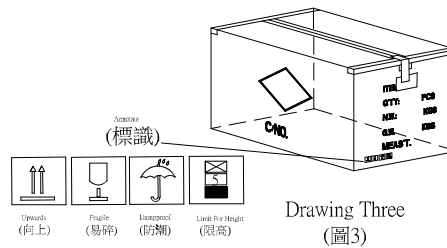
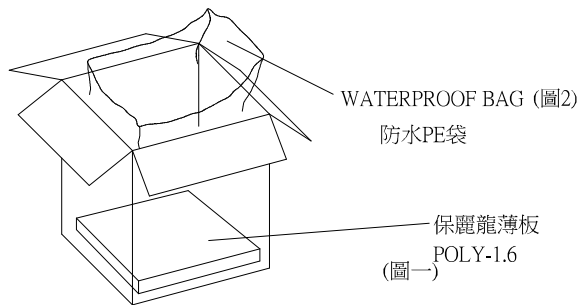
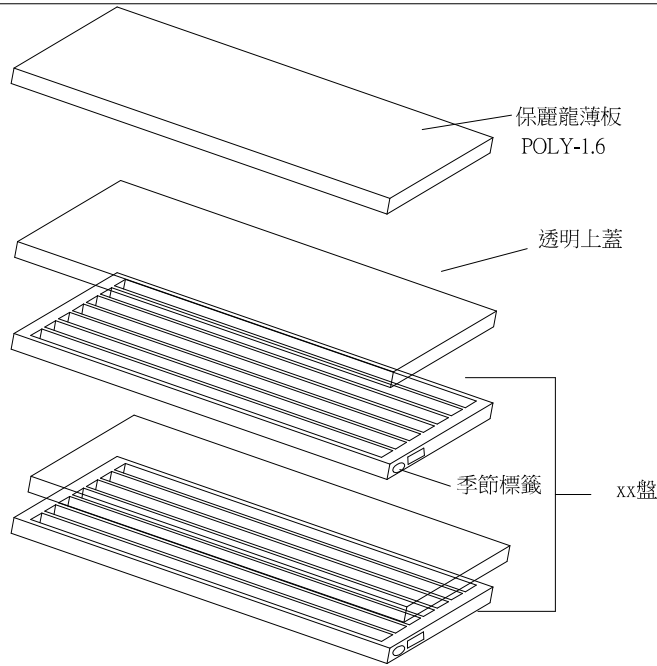
規範編號SPEC.NO. Q9001SPP-871+196T1

包裝作業圖示及說明

PACKING OPERATION DIAGRAM & INSTRUCTION

備注

REMARK



一. Outer Box Packing Mode: (外箱包裝方式)

- (1). Paper box 1.6 standard 1 PCS, as shown in drawing Two.
(紙箱1.6規格 1 PCS, 如(圖二)所示)
- (2). Put one Foam Board in the upper and lower of the paper box, 2PCS in all, as shown in drawing One.
(每箱上下各放一塊保麗龍, 共2PCS, 如(圖一)所示)
- (3). Put 1 PCS waterproof in the paper box, as shown in drawing Two.
(紙箱內側放入防水袋 1 PCS, 如(圖二)所示)
- (4). Piled the XX packing plates packed up in the waterproof.
(將放滿產品的XX個PET盤疊起, 裝入防水袋內)
- (5). Seal the waterproof bag, then put the Foam Board 1PCS on the bag.
(Put 1 PCS Foam Board at the right and left side in the paper box if it is necessary.)
(封上防水袋, 然後放上第二塊保麗龍薄板)
(必要時, 在紙箱的左右兩側各放一塊保麗龍)
- (6). Seal the surface of the outer box, as shown in drawing Three.
(將外箱上層封口, 如(圖三)所示)

The form on the right and flank side of the box must be filled correctly and clearly, take actual testing weight as the standard of each box gross weight.

外箱之正麥和側麥所要填寫之項目要填寫正確, 清晰, 每箱之毛重應以實測重量為準。

* 標示單依制造時期每一季度更換一次顏色, 具體實施如下:

PART NO	顏色	月份	PART NO	顏色	月份
083-T001-745	藍色	1~3月	083-T004-745	綠色	4~6月
083-T002-745	黃色	7~9月	083-T005-745	紫色	10~12月

歐品電子(昆山)有限公司

OUPIIN ELECTRONIC(KUNSHAN) CO.,LTD.

PACKAGING SPECIFICATION (包裝作業規範)

CONFIDENTIAL TOP SECRET

SPEC.NO.(規範編號) Q9001SPP-871+196T1

PAGE: 4/4 REV. A

PACKING MATERIAL (包裝材料)			PRODUCT P/N	CT NO.	PACKING N.W.	PACKING QUANTITY (包裝數量)			WEIGHT (重量) kg		
MATERIAL NAME (材料名稱)	PART NO. (料號)	Q'TY	(產品料號)	(紙箱規格)	(包材重量)	PCS/TRAY	TRAY/BOX	PCS/BOX	N.W./PCS	N.W./BOX	G.W./BOX
PAPER BOXES (紙箱)	CT-1.6	1	9001-61321CxxA	CT-1.6	3.54	28	17	476	0.018190	8.66	12.20
Packing Box (包裝盒)	PET-077	----	9001-61481CxxA	CT-1.6	3.54	28	17	476	0.020290	9.66	13.20
Packing Box Cover (包裝盒蓋子)	PVC-073	----									
WATERPROOF BAG (防水袋)	PE100*90	1									
Foam (保麗龍)	PLOY-1.9	2									
DRYING AGENT (干燥劑)	-----	3									

1.NOTE:

(注意)

When the finished products have been made,take the actual weight as the standard of gross weight in each box.(成品出貨時,每箱之毛重應以實測重量為準)

When the finished products have been made,stick the proper designation list on the box according to product demand.(成品出貨時,依據出貨要求貼上相對應的標籤單)

CT-1.6 Produce goods zhejiang ,(CT-1.6出貨浙江)

It doesn't influence the manner of packing with the gold-plated way to print word way,Can amalgamate.(印字方式跟鍍金方式不影響包裝方式,可以共用)

響包裝方式,可以共用)