

歐品電子(昆山)有限公司

OUPIIN ELECTRONIC(KUNSHAN) CO.,LTD.

PACKAGING SPECIFICATION (包裝作業規範)

CONFIDENTIAL TOP SECRET

| | | | | | | | |
|------------------------------|--|--------------------------------|--|---|--|---------------------------|--------------------|
| SPEC.NO.(規範編號) Q9391SPP-1098 | | APPLICABLE CUSTOMER (適用客戶) ALL | | APPLICABLE PRODUCT (適用產品) 9391-A2P02S08CB30PA | | PAGE 1/4 | REV. A |
| | | | | | | PACKAGING CATEGORY (包裝方式) | TRAY PLATE PACKING |

REVISION HISTORY (修訂履歷)

| ECN REV. NO | PAGE (頁次) | | | | | | | | |
|----------------|-------------|---|---|---|--|--|--|--|--|
| | 1 | 2 | 3 | 4 | | | | | |
| A | NEW 新版發行 | | | | | | | | |
| | | | | | | | | | |
| | | | | | | | | | |
| | | | | | | | | | |
| | | | | | | | | | |
| | | | | | | | | | |
| | | | | | | | | | |
| | | | | | | | | | |
| | | | | | | | | | |
| | | | | | | | | | |
| | | | | | | | | | |
| | | | | | | | | | |
| | | | | | | | | | |
| | | | | | | | | | |
| | | | | | | | | | |
| | | | | | | | | | |
| | | | | | | | | | |
| | | | | | | | | | |
| | | | | | | | | | |
| | | | | | | | | | |

| | | | | | | |
|-----------------|-----------------------------|---------------|--------------|------------|---------------|-----------------|
| DIVISION (事業單位) | Product Development (產品開發課) | APPROVED (核准) | CHECKED (審核) | DE: PE: | PREPARED (制表) | bo-min 03/29'19 |
|-----------------|-----------------------------|---------------|--------------|------------|---------------|-----------------|

歐品電子(昆山)有限公司

OUPIIN ELECTRONIC(KUNSHAN) CO.,LTD.

PACKAGING SPECIFICATION (包裝作業規範)

SPEC.NO.(規範編號) Q9391SPP-1098

| | | | |
|--|-----|-------------------------------------|---|
| <input checked="" type="checkbox"/> CONFIDENTIAL | | <input type="checkbox"/> TOP SECRET | |
| PAGE | 2/4 | REV. | A |


PACKING OPERATION DIAGRAM & INSTRUCTION (包裝作業圖示及說明)

REMARK (備注)


Laying Product Diagram:

(產品擺放圖示)

9391-PET-117



9391-PET-118



一.PVC Plate Packing Mode:

(PET盤包裝方式)

- (1).CT-0.9 Box:9391-PET-117 XX PCS.
(CT-0.9 規格的紙箱放盤9391-PET-117 XX PCS)
- (2).Put product in each trough fully as shown in diagram.
(產品在盤子中擺放方式如圖所示)
- (3).After filling each trough with product fully,cover it with transparent upper cover
9391-PET-118 1PCS on the top.
(每盤放滿產品後,加蓋透明上蓋9391-PET-118 1PCS)
- (4).The label of minimum supplies label and season is stuck separately on each cover.
在每個蓋子的上面分別貼批次標籤與季節標籤。
- (5).Stack the XX PET plates filled with product, put them in the paper box in which has been put waterproof bag.
(將放滿產品的XX個PET盤疊起,裝入防水袋放入紙箱內)

歐品電子(昆山)有限公司

OUPIIN ELECTRONIC(KUNSHAN) CO.,LTD.

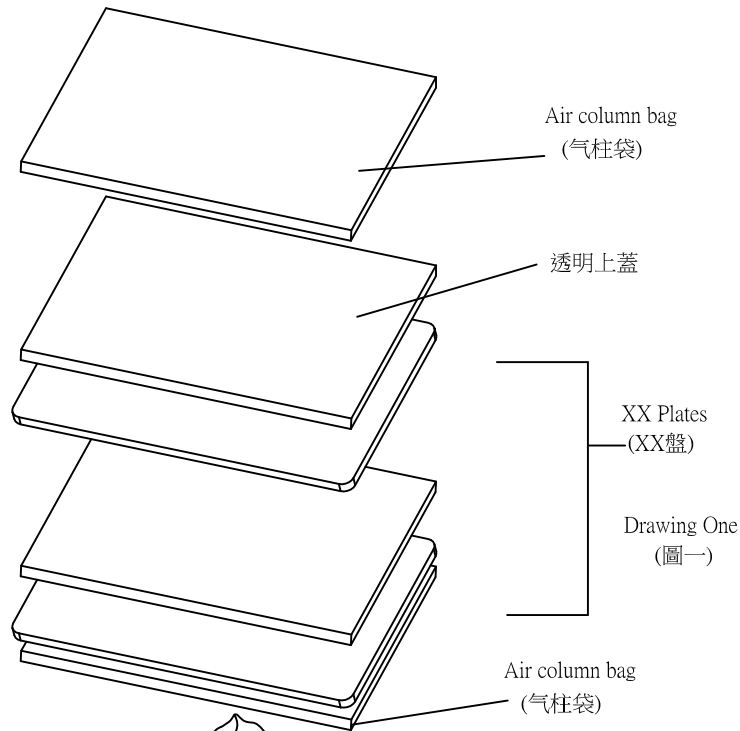
PACKAGING SPECIFICATION (包裝作業規範)

| | |
|--|-----|
| <input checked="" type="checkbox"/> CONFIDENTIAL <input type="checkbox"/> TOP SECRET | |
| PAGE | 3/4 |
| REV. | A |

SPEC.NO.(規範編號) Q9391SPP-1098

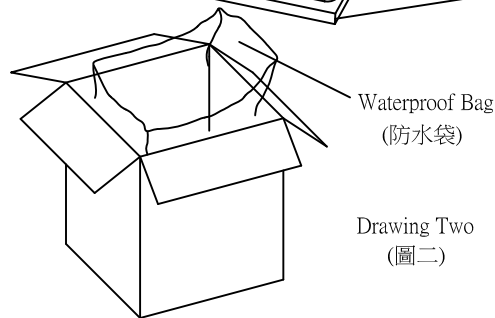
PACKING OPERATION DIAGRAM & INSTRUCTION (包裝作業圖示及說明)

REMARK (備注)

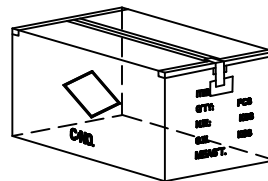


XX Plates
(XX盤)

Drawing One
(圖一)



Drawing Two
(圖二)



Drawing Three
(圖三)

一. Outer Box Packing Mode:

(外箱包裝方式)

- (1). Paper box 0.9 standard 1 PCS, as shown in drawing Two.
(紙箱 0.9 規格 1 PCS, 如(圖二)所示)
- (2). Put one Air column bag Board in the upper and lower of the paper box 2PCS in all, as shown in drawing One.
(每箱上下各放一塊气柱袋, 共 2PCS, 如(圖一)所示)
- (3). Put 1 PCS waterproof in the paper box, as shown in drawing Two.
(紙箱內側放入防水袋 1 PCS, 如(圖二)所示)
- (4). Piled the XX PET packing plates packed up in the waterproof.
(將放滿產品的 XX 個 PET 盤疊起, 裝入防水袋內)
- (5). Seal the waterproof bag, then put the Air column bag Board 1PCS on the bag.
(Put 1 PCS Air column bag Board at the right and left side in the paper box if it is necessary.)
(封上防水袋, 然後放上第二塊气柱袋)
(必要時, 在紙箱的左右兩側各放一塊气柱袋)
- (6). Seal the surface of the outer box, as shown in drawing Three.
(將外箱上層封口, 如(圖三)所示)

The form on the right and flank side of the box must be filled correctly and clearly, take actual testing weight as the standard of each box gross weight.

外箱之正麥和側麥所要填寫之項目要填寫正確, 清晰, 每箱之毛重應以實測重量為準.

歐品電子(昆山)有限公司

OUPIIN ELECTRONIC(KUNSHAN) CO.,LTD.

PACKAGING SPECIFICATION (包裝作業規範)

CONFIDENTIAL TOP SECRET

PAGE: 4/4 REV. A

| | | | | | | | | | | | |
|------------------------------|---------------|---------------|---------------------|--------|--------------|-------------------------|----------|---------|----------------|----------|----------|
| SPEC.NO.(規範編號) | | Q9391SPP-1098 | | | | | | | | | |
| PACKING MATERIAL (包裝材料) | | | PRODUCT P/N | CT NO. | PACKING N.W. | PACKING QUANTITY (包裝數量) | | | WEIGHT (重量) kg | | |
| MATERIAL NAME (材料名稱) | PART NO. (料號) | Q'TY | (產品料號) | (紙箱規格) | (包材重量) | PCS/TRAY | TRAY/BOX | PCS/BOX | N.W./PCS | N.W./BOX | G.W./BOX |
| PAPER BOXES (紙箱) | CT-0.9 | 1 | 9391-A2P02S08CB30PA | CT-0.9 | 3.81125 | 63 | 10 | 630 | 0.00962 | 6.0606 | 987185 |
| Packing Box (包裝盒) | 9391-PET-117 | 10 | | | | | | | | | |
| Packing Box Cover (包裝盒蓋子) | 9391-PET-118 | 10 | | | | | | | | | |
| WATERPROOF BAG (防水袋) | PE 100*90 | 1 | | | | | | | | | |
| Foam (保麗龍) | ----- | 2 | | | | | | | | | |
| DRYING AGENT (干燥劑) | ----- | 3 | | | | | | | | | |
| | | | | | | | | | | | |
| | | | | | | | | | | | |
| | | | | | | | | | | | |

1.NOTE:

(注意)

When the finished products have been made,take the actual weight as the standard of gross weight in each box.

(成品出貨時,每箱之毛重應以實測重量為準)

It doesn't influence the manner of packing with the gold-plated way to print word way.Can amalgamate.(印字方式跟鍍金方式不影響包裝方式,可以共用)