| REV. | SPECIFICATION | ECN NO. | APPD. |
|---|---|---|---|
| R4 | | ECN230113 | |

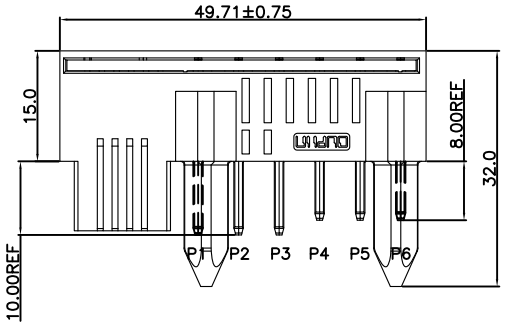


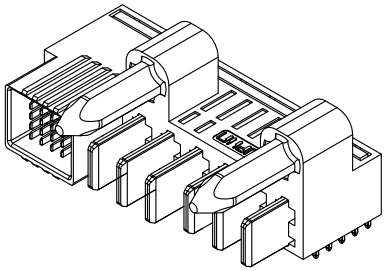

**Material and Plating:**

Housing: LCP, UL94V-0 , BLACK.
Plug: LCP, UL94V-0 , BLACK.
Molding: LCP, UL94V-0 , BLACK;BEIGE.
Power Contacts: High Conductivity Copper .
Au+Pd/Ni or Gold Plated on Contact Area and 80u"
Tin Plated on Solder Tail over Nickel 50u" .
Signal Contacts : Brass .
Au+Pd/Ni or Gold Plated on Contact Area and 80u"
Tin Plated on Solder Tail over Nickel 50u" .

**Electrical Characteristics:**

Current Rating: Signal Pin 2.5 AMP.
Power Pin 60 AMP.
Dielectric Withstanding Voltage: Signal Pin: DC 500V For 1 minute.
Power Pin: DC 1500V For 1 minute.
Insulator Resistance: 5000MΩ min.
Contact Resistance: Signal Pin 30mΩ max.
Power Pin 0.3mΩ max.
Operating Temperature: -40°C ~+105°C .

***RoHS Compliant**

**Notes 1:**

L: Low Power---PCB Mount 3.0mm Pitch
D: DC Power---PCB Mount 5.5mm Pitch
A: AC Power---PCB Mount 7.5mm Pitch

**Notes 2:**

ROW5: Signal Pin to The Top Distance is 2.92mm.
Other Signal Pin to The Top Distance is 1.92mm.
P4,P5,P6 Power Contact Length is 8.0mm.
P1,P2,P3 Power Contact Length is 10.0mm.

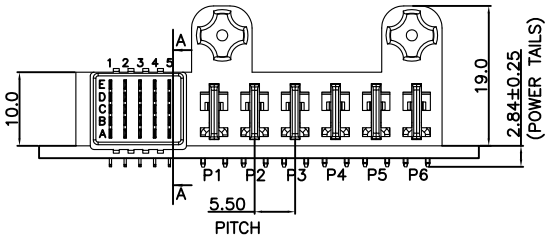


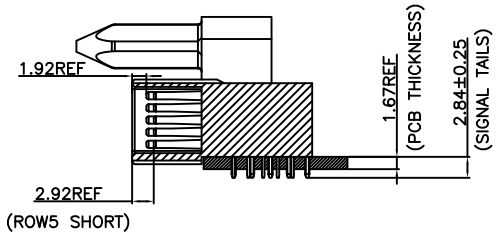


SECTION:A-A

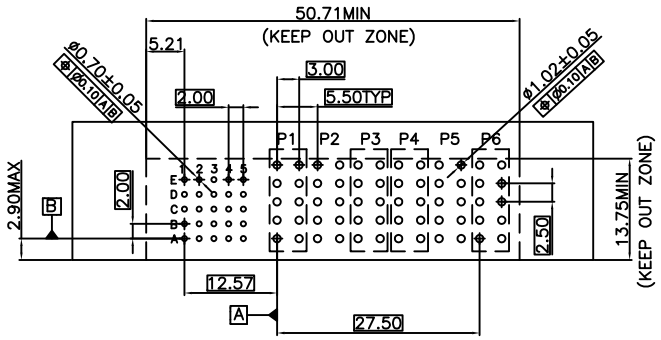


P.C.Board Layout
(Tolerance:±0.05)

9395- 1 S25 D06 B 7 1 D N G1 A -A009

- Series: 1: Male Right Angle
- Blank:Without Contact; Signal Contact: S xx; No. of position
- Blank:Without Contact; Power Contact: Axx, Dxx , Lxx; No. of position
- B: Dip Tin Plated Contact Au+Pd/Ni Plated; C: Selective Gold Plated
- 7: 30u"
- 1:With Rib
- D:Dip Type
- N: Without Post; P: With Post
- G1: Guides Top
- A: Tray Package
- Internal Code

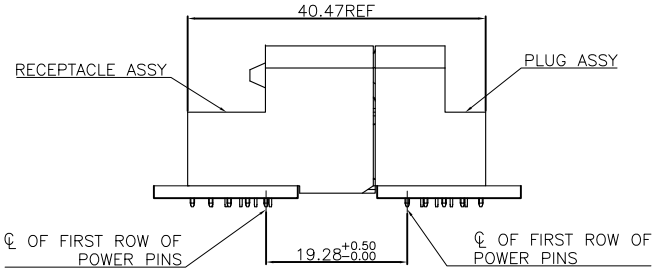


MATED PROFILE
(MATED WITH R/A RECEPTACLE ASSY)

| Tolerances | Dwg. No. | 9395-D0000-041 | Title: 9395 Series Max P60 10mm Low Profile, 60Amp Plug, Right Angle,FMLB | OUPIIN ELECTRONIC(KUNSHAN) CO., LTD. |
|---|---|---|---|---|
| x = ±0.5 | Projection | | | P/N: 9395-1S25D06B71DNG1A-A009 |
| .x = ±0.25 | Unit mm | Scale 1:1 | | SHEET 1/1 Ver. No. R4 |
| .xx = ±0.15 | Drawn By | ZY 1/6'23 | | |