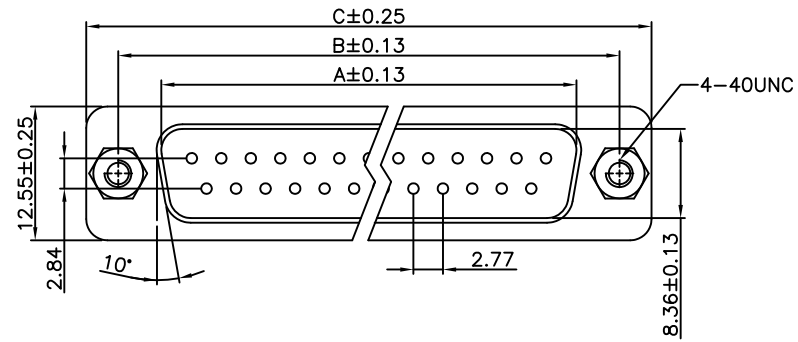
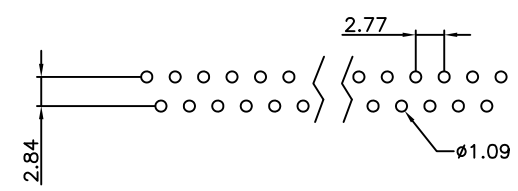
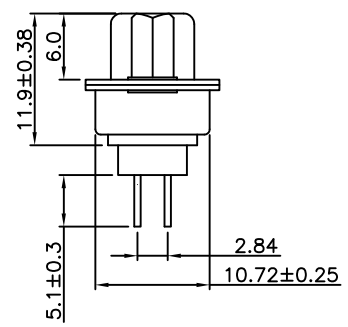
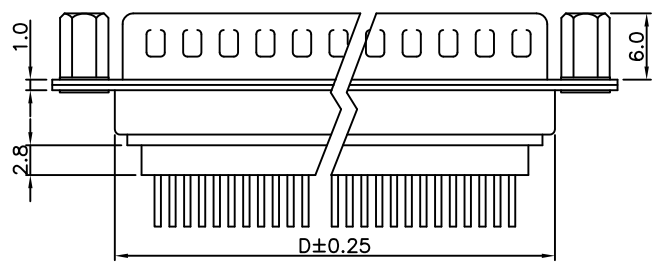


REV.	SPECIFICATION	ECN NO.	APPD.
A5			



**Material:**  
Housing: PBT, UL94V-0.  
Contacts: Brass, Gold Plated over Nickel 30u" Min .  
Shell: Steel.

**Electrical Characteristics:**  
Current Rating: 1 AMP.  
Dielectric Withstanding Voltage: AC 1000V for 1 minute.  
Insulation Resistance: 1000MΩ min. at DC 500V.  
Contact Resistance: 20mΩ max. at DC 100mA.  
Operating Temperature: -55°C~+105°C.  
**\*RoHS Compliant**



P.C. Board Layout

7925- xx M T W G 00 N1 A

Series ———  
Position ———  
M: Male ———  
B: Black  
U: Blue  
W: White  
G: Gold Plated ———

A: Tray Package  
N1: With NUTS 4-40UNC  
Threaded Riveted  
On Face Side

00: G/F  
10: 10u"  
15: 15u"  
30: 30u"

Position	Dimension			
	A	B	C	D
9	16.92	24.99	30.81	19.28
15	25.25	33.32	39.14	27.51
25	38.96	47.04	53.04	41.30
37	55.42	63.50	69.32	57.71

<b>Tolerances</b>	<b>Dwg. No.</b>	7925D01001	<b>Title:</b>	7925 Series D-SUB Straighe With Filter Type		
x = ±0.50	<b>Projection</b>		0767			
.x = ±0.25	<b>Unit</b>	mm			<b>Scale</b>	1:1
.xx = ±0.15	<b>Drawn By</b>	jia-chi 12/25'17				

**OUPIN**  
**OUPIN ELECTRONIC(KUNSHAN) CO., LTD.**  
P/N: 7925-xxMTWG00N1A

<b>SHEET</b>	1/1	<b>Ver.No.</b>	A5
--------------	-----	----------------	----