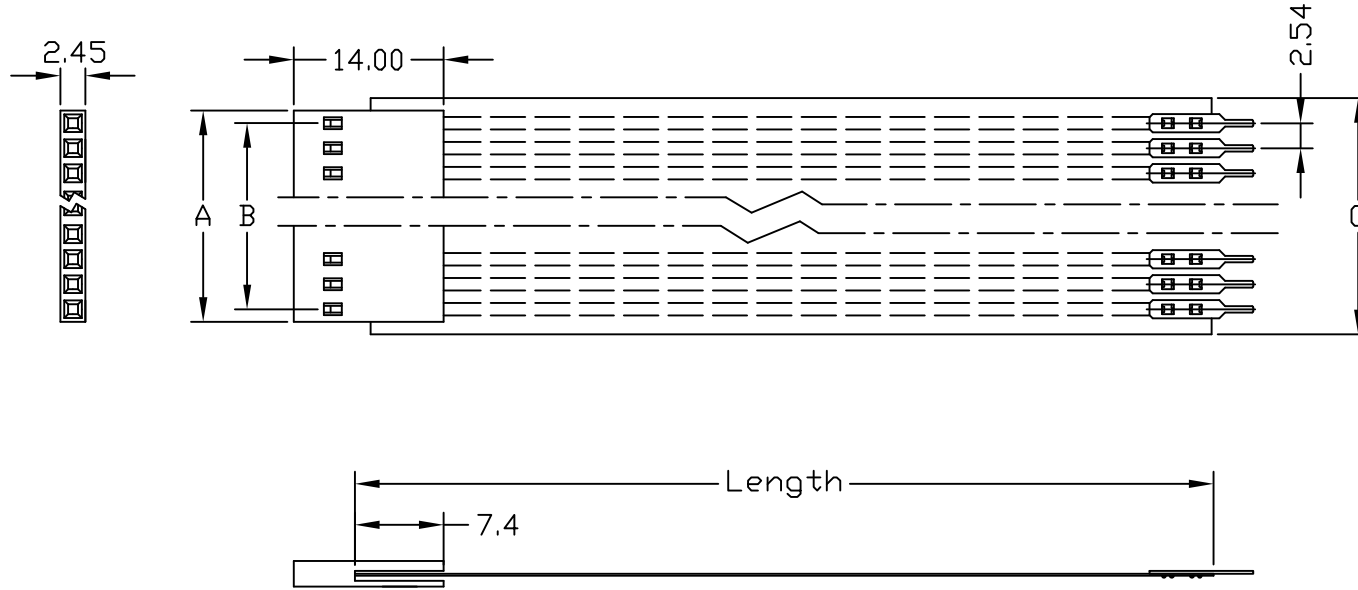




Note:
 UL Style: AWM 20706 60V -30°C ~+105°C.
 UL Style: AWM 20624 60V -30°C ~+80°C.
***RoHS Compliant**



Positions	A	B	C
02	5.08	2.54	7.62
03	7.62	5.08	10.16
04	10.16	7.62	12.70
05	12.70	10.16	15.24
06	15.24	12.70	17.78
07	17.78	15.24	20.32
08	20.32	17.78	22.86
09	22.86	20.32	25.40
10	25.40	22.86	27.94
11	27.94	25.40	30.48
12	30.48	27.94	33.02
13	33.02	30.48	35.56
14	35.56	33.02	38.10
15	38.10	35.56	40.64
16	40.64	38.10	43.18
17	43.18	40.64	45.72
18	45.72	43.18	48.26
19	48.26	45.72	50.80
20	50.80	48.26	53.34
21	53.34	50.80	55.88
22	55.80	53.34	58.42
23	58.42	55.80	60.96
24	60.96	58.42	63.50
25	63.50	60.96	66.04
26	66.04	63.50	68.58
27	68.58	66.04	71.12
28	71.12	68.58	73.66

FC5 4 A -x xx FH NB +xx M X xxMM
 Series 4: Pitch A: UL20706 NO. of FH: Female NB: No Bump NO. of M: Male X Length
 2.54 B: UL20624 Pin Count Housing Pin Count Terminal

Tolerances(Cable Total Length) ± 1 (30~100mm) ± 3 (101~300mm) ± 5 (301~600mm) ± 8 (601mm~900mm)	Dwg. No.	FC54F00007		Part No.	 OUPIIN ENTERPRISE CO., LTD. SHEET 1/1 Ver. No. A1
	Projection			FC54A-xxxFHNB+xxMXxxMM	
	Unit mm	Scale	1:1	Title: Flexible Flat Cable	
	Drawn By	Jerry 07/14'20		① 525	