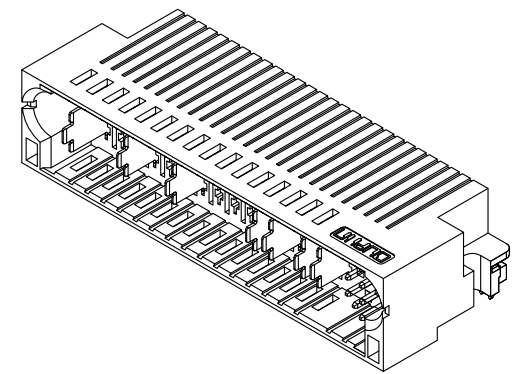
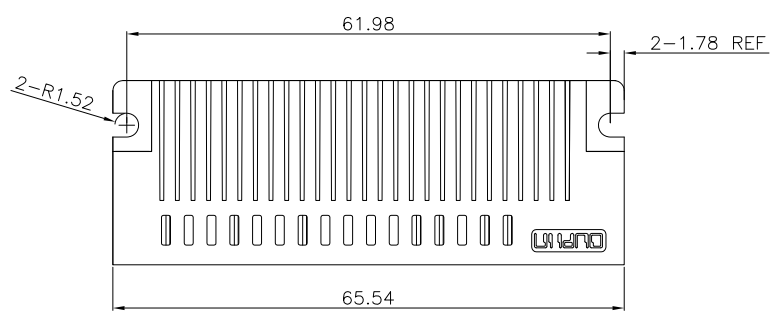


REV.	SPECIFICATION	ECN NO.	APPD.
R1		ECN210817	

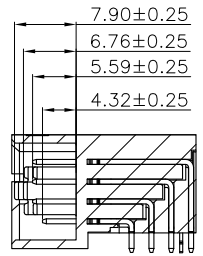
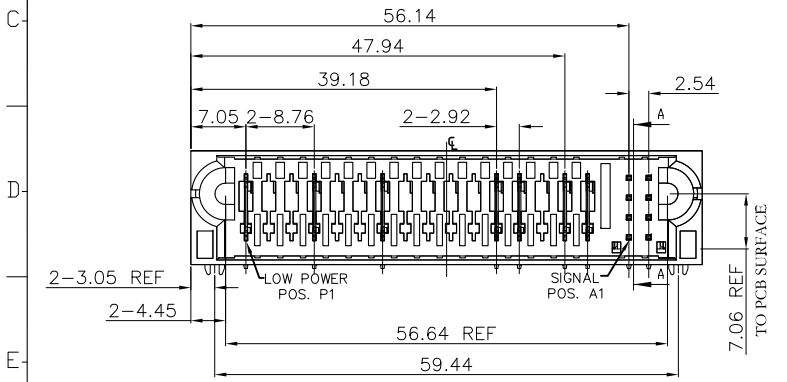


Material and Plating:
Housing: LCP,UL94V-0, BLACK.
Power Contacts: High Conductivity Copper .
Gold Plated or Au+Pd/Ni on Contact Area and 80u" Min
Tin Plated on Solder Tail over Nickel 50u" Min.
Signal Contacts : Brass .
Gold Plated or Au+Pd/Ni on Contact Area and 80u" Min
Tin Plated on Solder Tail over Nickel 50u" Min.
Lock: Phosphor Bronze .

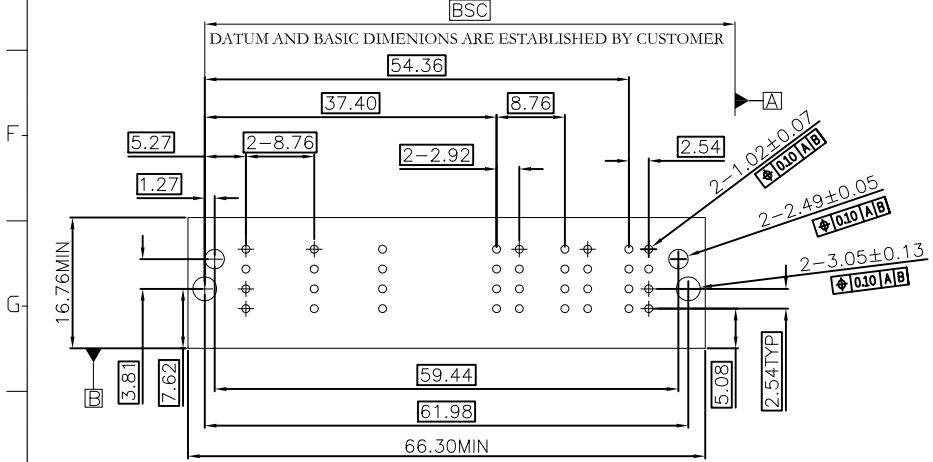
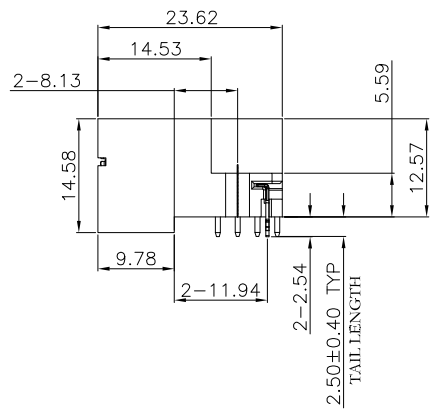
Electrical Characteristics:
Current Rating: Signal Pin: 2.5 A.
Power Pin: 30A(Single Contact).
Dielectric Withstanding Voltage: Signal Pin DC 1000V For 1 minute.
Power Pin DC 1000V For 1 minute.
Insulator Resistance: Signal Pin 500MΩ max.
Power Pin 1000MΩ max.
Contact Resistance: Signal Pin 20mΩ max.
Power Pin 1.5mΩ max.
Operating Temperature: -40°C ~+125°C .

***RoHS Compliant**
Notes 1 : H: High density Power---PCB Mount 5.08mm Pitch
P: DC Power---PCB Mount 6.35mm Pitch
A: AC Power---PCB Mount 7.62mm Pitch
S: Signal---PCB Mount 2.54mm Pitch
L:Low Power---PCB Mount 2.92mm Pitch

Notes :
P2, P3, P5, P6, P8, P9, P10, P11, P14 Without Contact.
A1 Signal Contact is 4.32mm; Other Signal Contact is 5.59mm.
P1 Power Contact is 7.90mm; Other Power Contact is 6.76mm.
Contact Length is 2.50mm,Lock length is 2.54mm.



Section: A-A
Scale 1:1



P.C.Board Layout
(Tolerance:±0.05)

9303- 1 L16 S08 Cxx D L A -A023
Series
1:Male Right-angle
Blank:Without Contact
Power Contact: Hxx, Pxx, Axx,Lxx
No. of position
Blank: Without Contact
Signal Contact: S xx
No. of position
L16: L16
S08: S08
Cxx: Cxx
D: Dip Type
L: With Lock
A: Tray Package
-A023: Internal Code
CB30: Contact Au+Pd/Ni,Dip Tin
30: 30 u"
Cxx: Selective Gold Plated
10: 10 u"
30: 30 u"

ROWS D C B A	POWER																SIGNAL	
	P1	P2	P3	P4	P5	P6	P7	P8	P9	P10	P11	P12	P13	P14	P15	P16	E1	E2
	MF	X	X	MS	X	X	MS	X	X	X	X	MS	MS	X	MS	MS	E1	E2
	HD																TH	TH

SIGNAL PIN CONTACT LENGTH 4.32mm	H
SIGNAL PIN CONTACT LENGTH 5.59mm	E
SIGNAL PIN CONTACT LENGTH 7.05mm	F
SIGNAL PIN CONTACT LENGTH 6.86mm	G
HOT PLUG POWER CONTACT.STD	MS
HOT PLUG POWER CONTACT.MFBL	MF

Tolerances	Dwg. No.	9303-D0000-099	Title:
x = ±0.5	Projection		9303 Series
.x = ±0.25	Unit	mm	Male Right-angle Dip Type
.xx = ±0.15	Scale	1:1	
	Drawn By	XS 08/12'21	

OUPIN			
OUPIN ELECTRONIC(KUNSHAN) CO., LTD.			
P/N: 9303-1L16S08CB30DLA-A023			
SHEET	1/1	Ver. No.	R1