REV.	SPECIFICATION	ECN NO.	APPD.
R1		ECN200724	

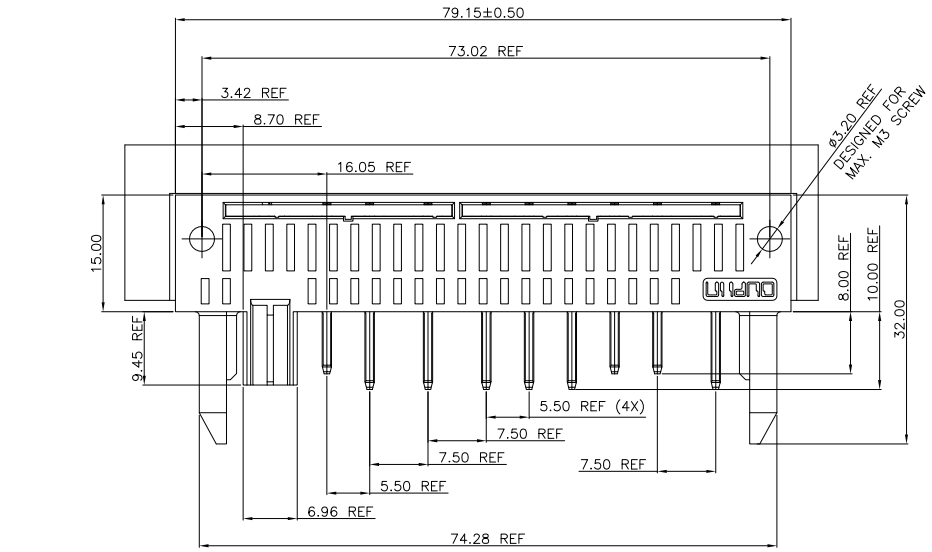

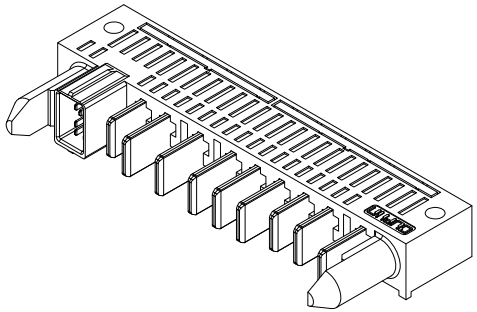

Material and Plating:

Housing: LCP, UL94V-0 , BLACK.
Power Contacts: High Conductivity Copper.
30u"Au+Pd/Ni on Contact Area and 80u" Min
Tin Plated on Solder Tail over nickel 50u" Min .
Signal Contact: Brass .
30u"Au+Pd/N on Contact Area and 80u" Min
Tin Plated on Solder Tail over nickel 50u" Min .
Molding: LCP, UL94V-0 , Beige.

Electrical Characteristics:

Current Rating: Signal Pin 2.5 AMP.
Power Pin 60 AMP.
Dielectric Withstanding Voltage: DC 1500V For 1 minute.
Insulator Resistance: 5000MΩ min. at DC 500V.
Contact Resistance: Signal Pin 30mΩ max.
Power Pin 0.3mΩ max.
Operating Temperature: -40°C ~+105°C .

***RoHS Compliant**

Note 1:

L: Low Power---PCB Mount 3.0mm Pitch
D: DC Power---PCB Mount 5.5mm Pitch
A: AC Power---PCB Mount 7.5mm Pitch

Note 2 :

P1,P7,P8,Power Contact Length is 8.00mm.
Other Power Contact Length is 10.00mm.
C1,C2: Signal Pin to The Top Distance is 2.92.
Other Signal: Signal Pin to The Top Distance is 1.92mm.

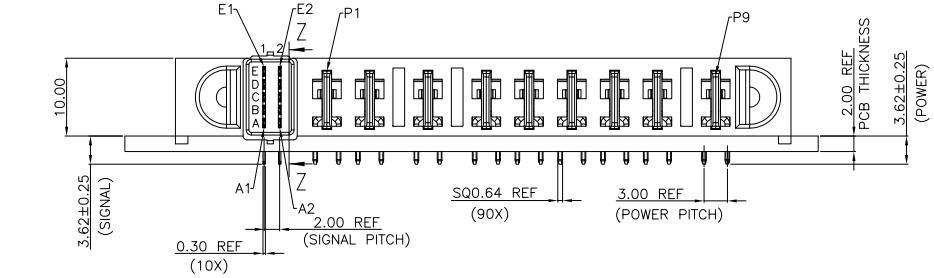

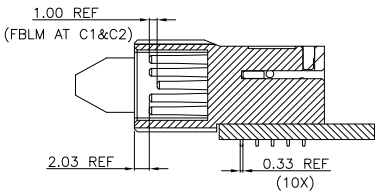

SECTION Z–Z

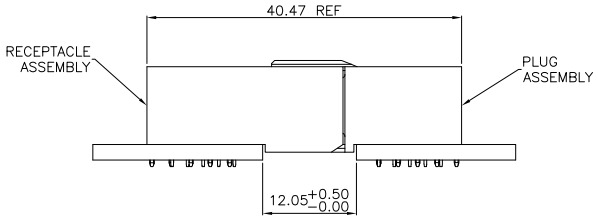

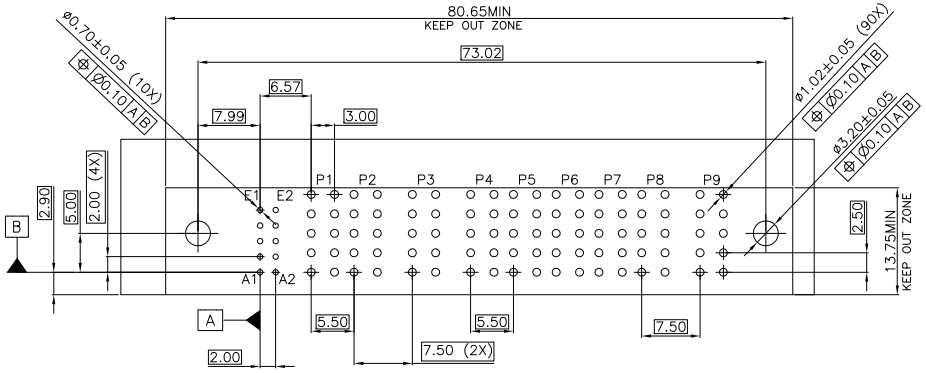

P.C.Board Layout
(Tolerance:±0.05)

9395- 1 S10 H02 B 7 1 D N G2 S A -A004

- Series
- 1: Male Right Angle
- Blank:Without Contact Signal Contact: S xx
- No. of position
- H02 : D01DA02AD05AA01
- B: Dip Tin Plated Contact Au+Pd/Ni Plated
- 7: 30u"
- 1 : With Rib
- D: Dip Type
- N: Without Post
- G2: Guides Side
- S: Lock screw
- A: Tray Package
- Internal Code

Tolerances	Dwg. No.	9395-D0000-027	Title: 9395 Series Max P60 10mm Low Profile, 60Amp Plug, Right Angle	OUPIIN ELECTRONIC(KUNSHAN) CO., LTD.
x = ±0.5	Projection			P/N: 9395-1S10H02B71DNG2SA-A004
.x = ±0.25	Unit mm	Scale 1:1		SHEET 1/1 Ver. No. R1
.xx = ±0.15	Drawn By	WP 07/11'20		