

REV.	SPECIFICATION	ECN NO.	APPD.

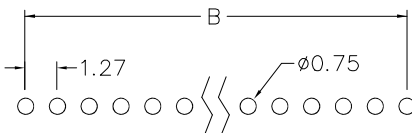
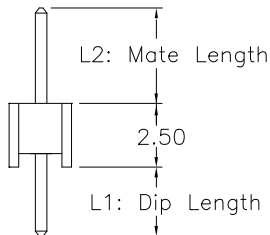
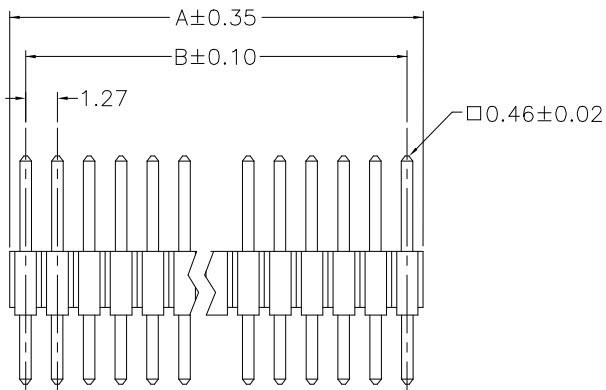
Material:

Housing: PA6T, UL94V-0, Black.
 Contacts: Brass, Gold Plated or 80~120u" Tin Plated over Nickel 50u" , or Gold Plated on Contact Area and 80~120u" Tin Plated on solder tail over Nickel 50u".

Electrical Characteristics:

Current Rating: 3 AMP.
 Dielectric Withstanding Voltage: AC 500V.
 Insulator Resistance: 1000MΩ min.
 Contact Resistance: 20mΩ max.
 Operating Temperature: -40°C~+105°C.

***RoHS Compliant**



P.C. Board Layout

Dimension					
Positions	A	B	Positions	A	B
02	2.34	1.27	27	34.09	33.02
03	3.61	2.54	28	35.36	34.29
04	4.88	3.81	29	36.63	35.56
05	6.15	5.08	30	37.90	36.83
06	7.42	6.35	31	39.17	38.10
07	8.69	7.62	32	40.44	39.37
08	9.96	8.89	33	41.71	40.64
09	11.23	10.16	34	42.98	41.91
10	12.50	11.43	35	44.25	43.18
11	13.77	12.70	36	45.52	44.45
12	15.04	13.97	37	46.79	45.72
13	16.31	15.24	38	48.06	46.99
14	17.58	16.51	39	49.33	48.26
15	18.85	17.78	40	50.60	49.53
16	20.12	19.05	41	51.87	50.80
17	21.39	20.32	42	53.14	52.07
18	22.66	21.59	43	54.41	53.34
19	23.93	22.86	44	55.68	54.61
20	25.20	24.13	45	56.95	55.88
21	26.47	25.40	46	58.22	57.15
22	27.74	26.67	47	59.49	58.42
23	29.01	27.94	48	60.76	59.69
24	30.28	29.21	49	62.03	60.96
25	31.55	30.48	50	63.30	62.23
26	32.82	31.75			

2212- 1 X xx G 00 S -L1-L2 B
 Series Single No. of G: Gold Plated 00: Gold Flash S: Straight L1: Dip Length B: Bulk Package
 Row Pin Per Row T: Tin Plated 10: 10u" 15: 15u" 30: 30u" Blank: for Tin Plated
 C: Selective Gold Plated

ie: 2212-1XxxG00S-2.6-2.8B
 2.6mm Dip Length (increment of 0.1mm)
 2.8mm Mate Length (increment of 0.1mm)

Tolerances .x = ±0.30 .xx = ±0.20	Dwg. No.	2212D01001		Title: 2212 Series Pin Header 1.27mm Single Row Straight Solder Type	 OUPIIN ELECTRONIC(KUNSHAN) CO., LTD. P/N: 2212-1XxxG00S-L1-L2B	
	Projection					
	Unit	mm	Scale			1:N
	Drawn By	Martin 06/19'23				①535
SHEET		1/1	Ver.No.	B2		